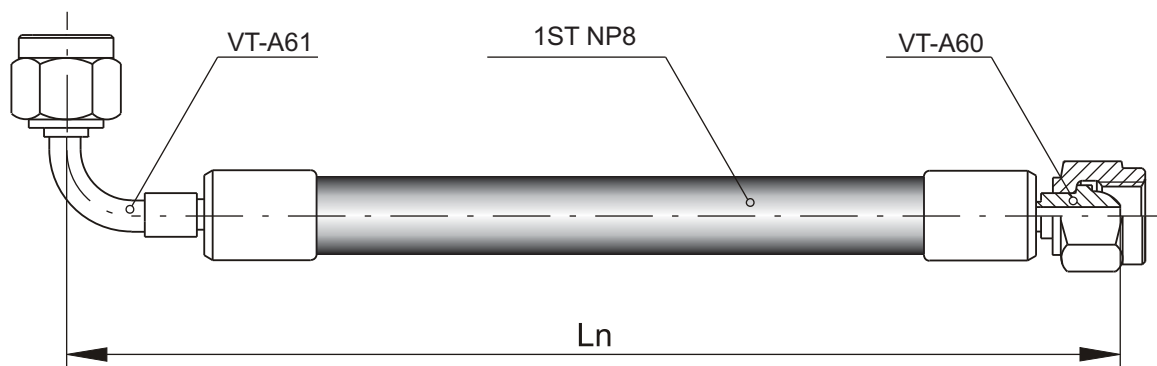


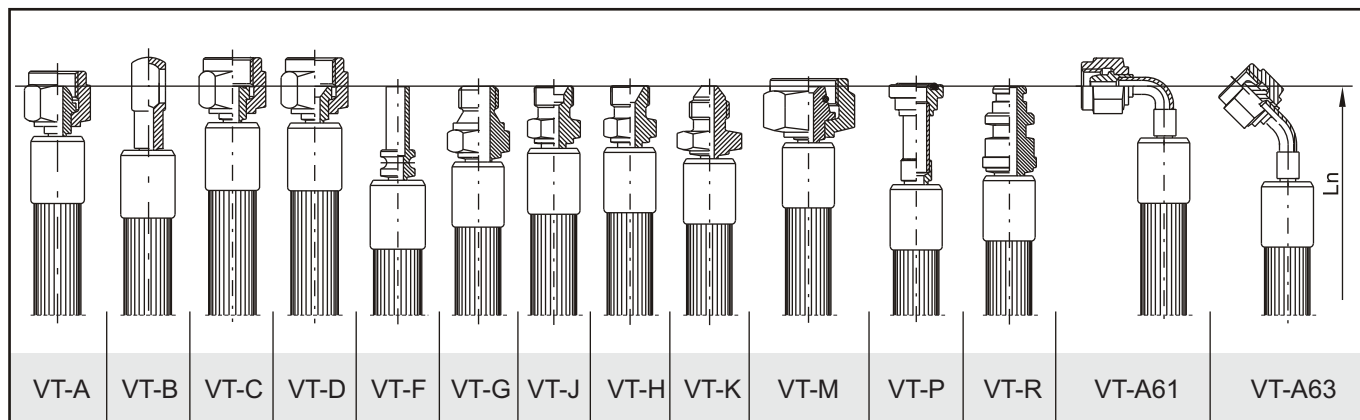
1. OPŠTI DEO - GENERAL PART

OZNAČAVANJE CREVOVODA - DESIGNATION OF HOSE ASSEMBLIES

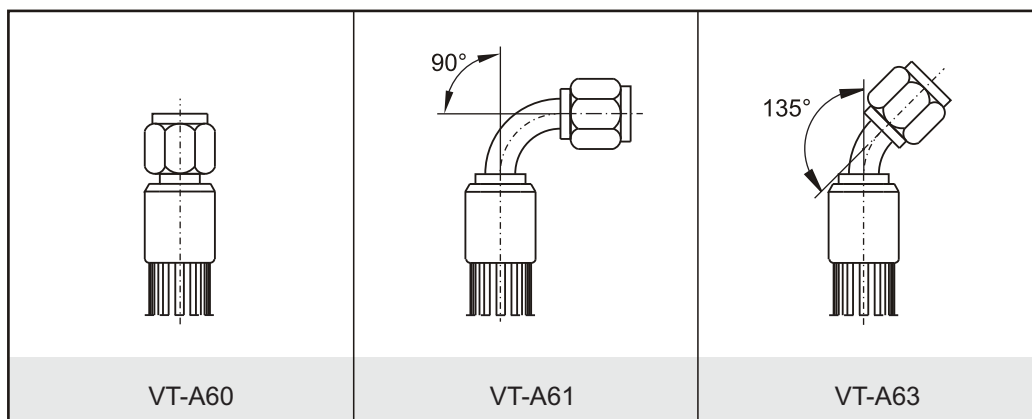
- | | | | | | |
|--|----|------------|--------|--------|-------|
| | V1 | NP13 × 600 | VT-A61 | VT-A60 | (XXX) |
|--|----|------------|--------|--------|-------|
- Kvalitet creva _____
 - Nazivni prečnik crevovoda _____
 - Dužina crevovoda u mm _____
 - Priključak na jednom kraju _____
 - Priključak na drugom kraju _____
 - Dopunska oznaka (saopštenje) _____
- (Materijal priključka, korak navoja, međusobna zaokrenutost priključaka, specijalna zaštita, tolerancije i slično)



NAČIN MERENJA DUŽINE CREVOVODA S OBZIROM NA TIP PRIKLJUČKA



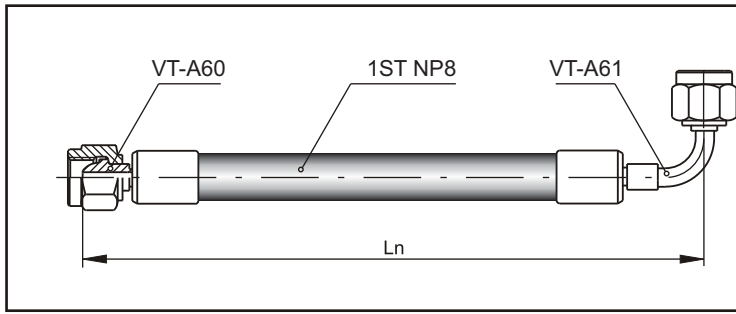
OZNAČAVANJE POVIJENIH PRIKLJUČKA



Svi priključci bez obzira na tip mogu biti povijeni pod uglom od 90° i 135° kako to pokazuje sledeća slika.

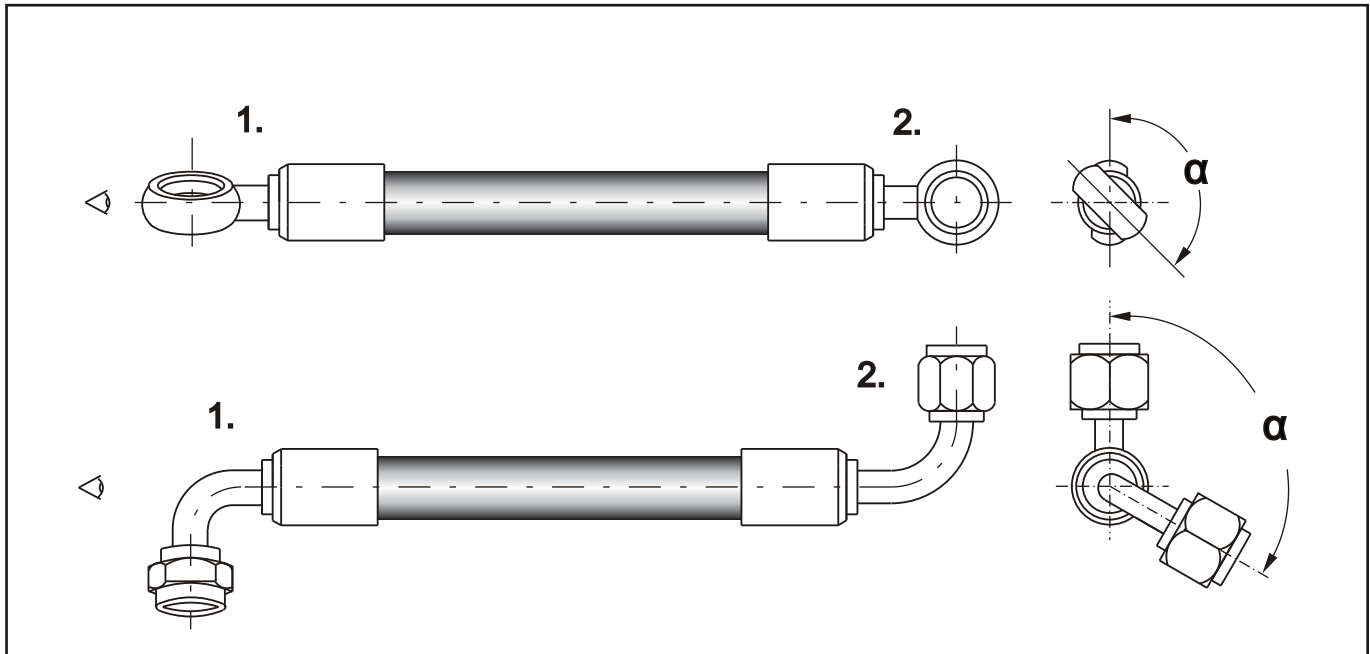
Primer: priključak tipa **T-A30** pod uglom od **90°** ima oznaku **T-A31** a pod uglom od **135°** ima oznaku **T-A33**. To važi isto i za sve ostale priključke.

TOLERANCIJA DUŽINE GOTOVIH CREVOVODA
TOLERANCE IN LENGTH OF HOSE ASSEMBLIES



Ln	do NP25	od NP32 do NP50	od NP60 do NP100
do 630	+7 -3	+12 -4	+25 -6
od 630 do 1250	+12 -4	+20 -6	
od 1250 do 2500	+20 -6	+25 -6	
od 2500 do 8000		+1,5% -0,5%	
do 8000		+3% -1%	

OZNAČAVANJE MEĐUSOBNOG POLOŽAJA ZAOKRENUTIH PRIKLJUČAKA

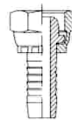


Međusobna zaokrenutost priključaka meri se kako je to na slici prikazano.

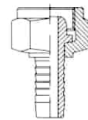
Odstupanje ugla može biti:

$Ln \leq 610 \text{ mm} = \pm 3^\circ$;
 $Ln \geq 610 \text{ mm} = \pm 5^\circ$.

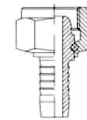
Crefovod posmatrati u pravcu uzdužne ose. Dalji priključak 2. postaviti u vertikalni položaj na gore, a bliži priključak 1. okretati u pravcu skazaljke.



STEZANJE NAVRTKE
swaging



PROVLAČENJE NAVRTKE
proaching

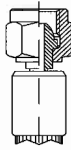

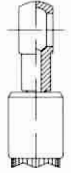

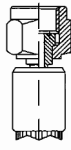

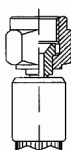

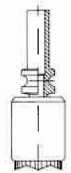

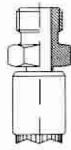
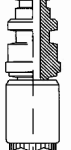


KAJLOVANJE NAVRTKE
wire proaching
(between insert and socket)

TIP GUM. CR. RUBBER HOSE TYPE	G_{ξ}^t	H	H_{ξ}^t	M	M_{ξ}^t	T_{ξ}	1ST	2ST	1SN	2SN	4SP 4SH		
FIS ČAURE-SOCKET*	8001	8032	8033	8034	8035	8005	8038	8039	8036		8010		
UNUTR. PREČ. CR. INSIDE DIAMETER OF HOSE	D		D		D		D		D		D		
	NP	D	L	D	L	D	L	D	L	D	L	D	L
3/16	4	13 17	18 27	20 27	17 27	18 27	12 18	-	-	-	-	-	-
1/4	6	15 17	20 30	22 30	18 30	20 30	13,7 18	20 30	21 30	23 30	-	-	-
5/16	8	18 20	24 32	25 32	20 32	22 32	16,5 21	22 32	24 32	24 30	31 30	-	-
3/8	10	21 25	26 32	27 32	22 32	24 32	19,5 21	24 32	25 32	26 31	25 44	44	44
1/2	13	25 30	30 34	32 34	26 34	27 34	22,3 24	28 34	30 34	30 32	30 44	44	44
5/8	16	-	34 37	36 37	30 37	32 37	25,5 24	32 37	34 37	33 36	32 51,5	51,5	51,5
3/4	20	-	40 43	40 43	35 43	36 43	28,5 24	36 43	38 43	37 42,5	38 52,5	52,5	52,5
1	25	-	46 52	50 52	42 52	42 52	35 27	43 51	46 51	46 51	45 65	65	65
1 1/4	32	-	53 59	56 59	50 59	50 59	39,5 29	50 59	55 59	-	55 65	65	65
1 1/2	40	-	-	-	-	-	-	57 63	62 63	-	65 74	74	74
2	50	-	-	-	-	-	-	72 70	75 70	-	78 74	74	74

* FIS SOCKET (FIS= factory internal standard)

PREPRUČLJIVI TIP PRIKLJUČAKA PREMA KVALITETU CREVA
RECOMMENDED TYPE OF FITTINGS ACCORDING TO THE HOSE S QUALITY

TIPOVI PRIKLJUČAKA FITTING TYPE		TIPOVI GUMENOG CREVA RUBBER HOSES TYPE										TIPOVI PRIKLJUČAKA FITTING TYPE		TIPOVI GUMENOG CREVA RUBBER HOSES TYPE																													
		G $\frac{t}{C}$	H	H $\frac{t}{C}$	M	M $\frac{t}{C}$	1ST	2ST	1SN	2SN	4SP 4SH			G $\frac{t}{C}$	H	H $\frac{t}{C}$	M	M $\frac{t}{C}$	1ST	2ST	1SN	2SN	4SP 4SH																				
	VT-A30	+																					VT-H10	+																			
	VT-A50		+	+	+	+	+	+	+	+	+																																
	VT-A60	+	+	+	+	+	+	+	+	+	+																																
	VT-A70		+	+	+	+	+	+	+	+	+																																
	VT-A80		+	+	+	+	+	+	+	+	+																																
	VT-A90		+	+	+	+	+	+	+	+	+																																
	VT-B10	+	+	+	+	+	+	+	+	+													VT-J10	+	+	+	+	+	+	+	+	+	+	+	+	+	+	+	+	+	+		
	VT-B20		+	+	+	+	+	+	+	+																																	
	VT-C10	+	+	+	+	+	+	+	+	+													VT-K10	+	+	+	+	+	+	+	+	+	+	+	+	+	+	+	+	+	+	+	
	VT-C20	+																																									
	VT-C30		+	+	+	+	+	+	+	+																																	
	VT-C50		+	+	+	+	+	+	+	+																																	
	VT-D10		+	+	+	+	+	+	+	+													VT-M10	+	+	+	+	+	+	+	+	+	+	+	+	+	+	+	+	+	+	+	
	VT-D50		+	+	+	+	+	+	+	+																																	
	VT-D90		+	+	+	+	+	+	+	+																																	
	VT-F10	+	+	+	+	+	+	+	+	+													VT-P10	+	+	+	+	+	+	+	+	+	+	+	+	+	+	+	+	+	+	+	
	VT-F20		+	+	+	+	+	+	+	+																																	
	VT-F50		+	+	+	+	+	+	+	+																																	
	VT-G10	+	+	+	+	+	+	+	+	+													VT-R10	+	+	+	+	+	+	+	+	+	+	+	+	+	+	+	+	+	+	+	
	VT-G20	+																																									
	VT-G30		+	+	+	+	+	+	+	+																																	
	VT-G50		+	+	+	+	+	+	+	+																																	
	VT-G60		+	+	+	+	+	+	+	+																																	
	VT-G70		+	+	+	+	+	+	+	+																																	

MEĐUSOBNA VEZA PRIKLJUČAKA (FITTINGS CONNECTABILITY CHART)

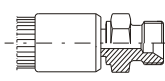
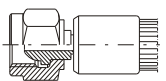
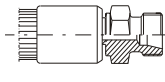
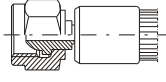
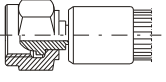
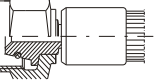
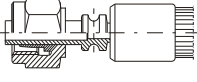
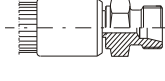
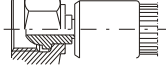
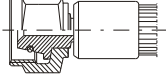
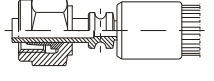
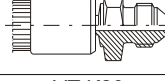



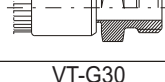
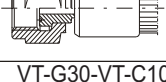
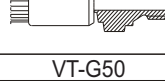










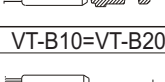
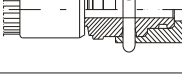
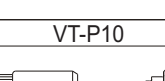
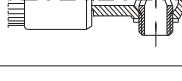


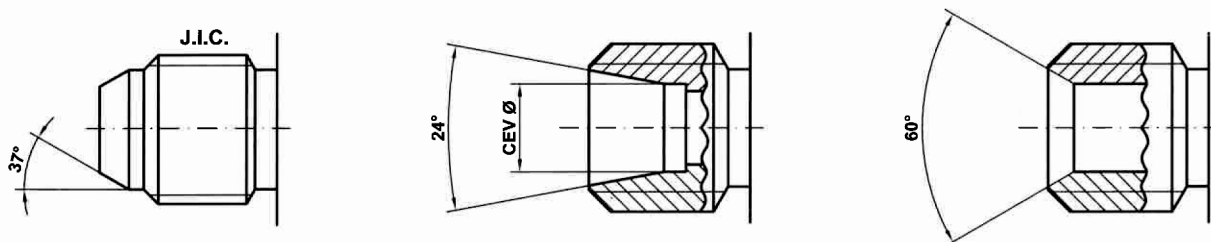
VT-H40 	VT-H40-VT-A50/A90 	—	—	—
VT-J10 	VT-J10-VT-A60 	Do NP16 VT-J10-VT-A80 	Do NP20 VT-J10-VT-M10 	VT-J10-VT-F10R 
VT-J20 	VT-J20-VT-A70 	VT-J20-VT-M20 	VT-J10-VT-F20E 	—
VT-K10 	VT-K10-VT-D10 	—	—	—
VT-K20 	VT-K20-VT-D50 	—	—	—
VT-G10 	VT-G10-VT-C10 	—	—	—
VT-G30 	VT-G30-VT-C10 		—	—
VT-G50 	VT-G50-VT-C50 		—	—
VT-G60 		—	—	—
VT-G70 			—	—
VT-R10 		—	—	—
VT-B10=VT-B20 		—	—	—
VT-P10 	—	—	—	—
VT-P20 	—	—	—	—

TABLA NAVOJA - THREAD TABLE



NAVOJ*** THREAD	D* mm	d** mm	CEV - HOSE		NP DIN 7611 DIN 7606
			LAKI RED LIGHT SERIES	TEŠKI RED HEAVY SERIES	
M12x1,5	12	10,5	6	-	4
M14x1,5	14	12,5	8	6	6
M16x1,5	16	14,5	10	8	8
M18x1,5	18	16,5	12	10	10
M20x1,5	20	18,5	-	12	-
M22x1,5	22	20,5	15	14	13
M24x1,5	24	22,5	-	16	-
M26x1,5	26	24,5	18	-	16
M30x1,5	30	28,5	-	-	20
M30x2	30	27,9	22	20	-
M36x2	36	33,9	28	25	-
M38x1,5	38	36,5	-	-	25
M42x2	42	39,9	-	30	-
M45x1,5	45	43,5	-	-	32
M45x2	45	42,9	35	-	-
M52x1,5	52	50,0	-	-	40
M52x2	52	49,9	42	38	-

NAVOJ*** THREAD	D* mm	d** mm	NP JIC
7/16-20UNF	11,07	10,00	6
1/2-20UNF	12,70	11,60	8
9/16-18UNF	14,25	13,00	10
5/8-18UNF	15,85	14,70	-
3/4-16UNF	19,00	17,60	13
7/8-14UNF	22,17	20,50	16
1 1/16-12UN	26,95	25,00	20
1 5/16-12UN	33,30	31,30	25
1 5/8-12UN	41,22	39,20	32
1 7/8-12UN	47,57	45,60	40
2 1/2-12UN	63,45	61,50	50

NAVOJ THREAD	D* mm	d** mm	Broj koraka na 1"
G1/8	9,73	8,6	28
G1/4	13,16	11,5	19
G3/8	16,66	14,9	19
G1/2	20,96	18,6	14
G5/8	22,91	20,6	14
G3/4	26,44	24,1	14
G1	33,25	30,3	11
G1 1/4	41,91	38,9	11
G1 1/2	47,80	44,9	11
G2	59,62	56,7	11







D* - Spoljni prečnik spoljnjeg navoja
Outside diameter of outside thread

d** - Unutrašnji prečnik unutrašnjeg navoja
Inside diameter of inside thread







***** UN** - Normalni navoj (Normal thread)
UNF - Fini navoj (Fine thread)

OTPORNOST SAVITLJIVIH CEVI NA PROTIČUĆI FLUID
RESISTANCE OF FLEXIBLE HOSES TO INTERNAL FLUID MOTION

VG	vrlo dobro	VG	very good
G	dobro	G	good
LU	ograničena upotreba	LU	limited use
U	neupotrebljivo	U	useless

Vrsta fluida	Kind of Fluid						
		G; M	P	H	V1; 1SN	V2; 2SN	4SP
		FIS 8201 FIS 8202	FIS 8203	FIS 8205	SAE 100 R1 DIN 20022	SAE 100 R2 DIN 20022	DIN 20023
Alkohol	Alcohol	G	G	VG	G	G	G
Alaun (vrsta gline)	Alum (kind of clay)	VG	VG	VG	VG	VG	VG
Aluminijum-hlorid	Aluminium-chloride	VG	VG	VG	VG	VG	VG
Aluminijum-fluorid 20%	Aluminium-fluoride 20%	VG	VG	VG	VG	VG	VG
Aluminijum-sulfat	Aluminium-sulphate	VG	VG	VG	VG	VG	VG
Amonijak gas (topao)	Ammonia gas (warm)	LU	LU	G	LU	LU	LU
Amonijak gas (hladan)	Ammonia gas (warm)	VG	VG	VG	VG	VG	VG
Amonijak (suvi)	Ammonia (dry)	U	U	U	U	U	U
Amonijak	Ammonia	VG	VG	G	VG	VG	VG
Amonijum-hlorid	Ammonia-chloride	VG	VG	G	VG	VG	VG
Amonijum-hidroksid	Ammonia-hydroxide	G	G	G	G	G	G
Amonijum-nitrat	Ammonia-nitrate	VG	VG	VG	VG	VG	VG
Amonijum-fosfat	Ammonia-fosphate	VG	VG	VG	VG	VG	VG
Amonijum-sulfat	Ammonia-sulphate	VG	VG	VG	VG	VG	VG
Amil-alkohol	Amyl-alcohol	VG	VG	VG	VG	VG	VG
Amil-acetat	Amyl-acetate	U	U	U	U	U	U
Anilin (ulje)	Aniline (oil)	U	U	LU	U	U	U
Anilin boje	Aniline colours	G	G	G	G	G	G
Asfalt	Asphalt	G	G	G	G	G	G
Acetal (rastvarač)	Acetal (dissolvent)	U	U	U	U	U	U
Acetal (rastvarač sirov)	Acetal (raw dissolvent)	U	U	U	U	U	U
Aceton	Acetone	U	U	U	U	U	U
Acetilen	Acetylene	VG	VG	G	VG	VG	VG
Azotna kiselina (sirova)	Nitric Acid (raw)	U	U	U	U	U	U
Azotna kiselina 10%	Nitric Acid 10%	U	U	LU	U	U	U
Azotna kiselina 70%	Nitric Acid 70%	U	U	U	U	U	U
Barijum-hlorid	Barium-chloride	VG	VG	VG	VG	VG	VG
Barijum-hidroksid	Barium-hydroxide	VG	VG	VG	VG	VG	VG
Barijum-sulfid	Barium-sulphide	VG	VG	VG	VG	VG	VG
Benzin	Petrol	VG	VG	G	VG	VG	VG
Benzol	Benzol	G	G	U	LU	LU	LU
Boraks	Borax	VG	VG	VG	VG	VG	VG
Borna kiselina	Boron acid	VG	VG	VG	VG	VG	VG
Brom	Bromine	U	U	U	U	U	U
Bromna kiselina	Bromic acide	U	U	U	U	U	U
Butan	Butane	U	U	U	U	U	U
Butanon	Butanon	U	U	U	U	U	U
Butil-alkohol (butanol)	Butyl-alcohol (butanol)	VG	VG	VG	VG	VG	VG
Butil-acetal	Butyl-acetal	U	U	U	VG	VG	VG
Butilen	Butylene	VG	VG	LU	VG	VG	VG
Bakar-hlorid	Copper-chloride	G	G	VG	G	G	G
Bakar-sulfat	Copper-sulphate	VG	VG	VG	VG	VG	VG
Cink-hlorid	Zinc-chloride	LU	LU	LU	LU	LU	LU
Cink-sulfat	Zinc-sulphate	VG	VG	VG	VG	VG	VG
Citronska kiselina	Citric acid	G	G	G	G	G	G
Dizel ulje (lako)	Dizel oil (light)	VG	VG	LU	VG	VG	VG
Dimetil-benzol	Dimethyl-benzol	LU	LU	U	LU	LU	LU
Etar	Ether	LU	LU	LU	LU	LU	LU
Etil-alkohol	Etyl-alcohol	VG	VG	VG	VG	VG	VG
Etil-acetal	Etyl-acetal	U	U	U	U	U	U
Etil-hlorid	Etyl-chloride	U	U	G	U	U	U
Etil-glikol	Etyl-glycol	U	U	U	U	U	U
Etil-celuloza	Etyl-cellulose	G	G	G	G	G	G
Etilen-dihlorid	Ethylene-dichloride	LU	LU	U	LU	LU	LU
Etilen-glikol	Ethylen-glycol	VG	VG	VG	VG	VG	VG
Eterična ulja	Etheric oil	LU	LU	LU	LU	LU	LU
Firnajs	Varnish	U	U	U	U	U	U
Fluorosilikonska kiselina	Fluorsilicon acid	G	G	G	G	G	G
Tečna kiselina topla	Liquid acid warm	U	U	U	U	U	U
Tečna kiselina hladna	Liquid acid cold	U	U	U	U	U	U
Formaldehid	Formaldehid	VG	VG	LU	VG	VG	VG
Frigen F-12	Frigen F-12	U	U	U	U	U	U
Frigen F-13	Frigen F-13	U	U	U	U	U	U
Frigen F-22	Frigen F-22	U	U	U	U	U	U
Furfural	Furfural	U	U	LU	U	U	U
Fosforna kiselina	Phosphoric acid	LU	LU	LU	LU	LU	LU
Gvo đe-hlorid	Iron-chloride	VG	VG	VG	VG	VG	VG
Gvo đe-sulfat	Iron-sulphate	VG	VG	VG	VG	VG	VG
Gvozdene soli rastvori	Iron salts solution	G	G	G	G	G	G
Glikoza	Glycose	VG	VG	VG	VG	VG	VG
Glisantin	Glycantine	VG	VG	G	VG	VG	VG
Glicerin, gliceral	Glycerin, gliceral	VG	VG	VG	VG	VG	VG
Gas iz visoke peći	Blast fomase gas	U	U	U	U	U	U
Hlor-aceton	Chlorine-acetone	U	U	U	U	U	U
Hlor (gas)	Chlorine (gas)	U	U	U	U	U	U
Hloroform	Chloroform	U	U	U	U	U	U
Hlorsulfanska kiselina	Chlorine-sulphanilic acid	U	U	U	U	U	U
Hlorovodonik	Hydrochloric (Muriatic) acid	U	U	U	U	U	U







OTPORNOST SAVITLJIVIH CEVI NA PROTIČUĆI FLUID
RESISTANCE OF FLEXIBLE HOSES TO INTERNAL FLUID MOTION

Vrsta fluida	Kind of Fluid						
		G; M	P	H	V1; 1SN	V2; 2SN	4SP
		FIS 8201 FIS 8202	FIS 8203	FIS 8205	SAE 100 R1 DIN 20022	SAE 100 R2 DIN 20022	DIN 20023
Hlorna kiselina	Chloric acid	U	U	U	U	U	U
Heptan	Heptane	VG	VG	VG	VG	VG	VG
Heksan	Hexane	VG	VG	VG	VG	VG	VG
Kalijum-hlorid	Potassium-chloride	VG	VG	VG	VG	VG	VG
Kalijum-hidroksid	Potassium-hydroxide	LU	LU	LU	LU	LU	LU
Kalijum-sulfat	Potassium-sulphate	VG	VG	VG	VG	VG	VG
Kalijum-cijanid	Cyanide of potassium	VG	VG	VG	VG	VG	VG
Kalcijum-bisulfid	Calcium-bisulphite	VG	VG	VG	VG	VG	VG
Kalcijum-hlorid	Calcium-chloride	VG	VG	VG	VG	VG	VG
Kalcijum-hidroksid	Calcium-hydroxide	VG	VG	VG	VG	VG	VG
Kalcijum-hipohlorit	Calcium-hypochlorite	U	U	U	U	U	U
Karbolineum	Carbolineum	VG	VG	VG	VG	VG	VG
Karbonska kiselina-fenal	Carbolic kiselina-fenal	U	U	U	U	U	U
Koksní gas	Gas coke	LU	LU	LU	LU	LU	LU
Kukuruzno ulje	Maize ulje	VG	VG	G	VG	VG	VG
Kiseonik	Oxygene	LU	LU	LU	LU	LU	LU
Lak	Lacquer	U	U	U	U	U	U
Lepak	Glue	VG	VG	VG	VG	VG	VG
Laneno ulje	Flax oil	VG	VG	G	VG	VG	VG
Lipovo ulje	Linden oil	U	U	U	U	U	U
Hidraulično ulje	Hydraulic oil	U	VG	VG	VG	VG	VG
Magnezijum-hlorid	Magnesium-chloride	VG	VG	VG	VG	VG	VG
Magnezijum-hidroksid	Magnesium-hydroxide	G	G	G	G	G	G
Magnezijum-sulfat	Magnesium-sulphate	VG	VG	VG	VG	VG	VG
Molerske boje	Wall paint	U	U	U	U	U	U
Metil-alkohol, metanol	Methyl-alkohol	VG	VG	VG	VG	VG	VG
Metil-hlorid	Methyl-chloride	U	U	U	U	U	U
Metil-izopropil-keton	Methyl-izopropilketone	U	U	U	U	U	U
Mleko	Milk	G	G	G	G	G	G
Mlečna kiselina	Lactic acid	LU	LU	G	LU	LU	LU
Mineralna ulja	Mineral oils	VG	VG	G	VG	VG	VG
Nafta	Naphta (Oil)	VG	VG	VG	VG	VG	VG
Naftalin	Naphtaline	LU	LU	LU	LU	LU	LU
Natrijum-bisulfat	Sodium-bisulphate	VG	VG	VG	VG	VG	VG
Natrijum-hlorid	Sodium-chloride	VG	VG	VG	VG	VG	VG
Natrijum-hidroksid	Sodium-hydroxide	LU	LU	LU	LU	LU	LU
Natrijum-hipohlorit	Sodium-hipochlorite	U	U	U	U	U	U
Natrijum-karbonat	Sodium-carbonate	VG	VG	VG	VG	VG	VG
Natrijum-metafosfat	Sodium-metaphosphate	VG	VG	LU	VG	VG	VG
Natrijum-nitrat	Sodium-nitrate	U	U	U	U	U	U
Natrijum-perbonat	Sodium-perborate	U	U	U	U	U	U
Natrijum-peroksid	Sodium-peroxide	U	U	U	U	U	U
Natrijum-fosfat	Sodium-phosphat	G	G	LU	G	G	G
Natrijum-silikat	Sodium-silicate	VG	VG	VG	VG	VG	VG
Natrijum-sulfat	Sodium-sulphate	VG	VG	VG	VG	VG	VG
Natrijum-sulfid	Sodium-sulphide	LU	LU	LU	LU	LU	LU
Natrijum-tiosulfat	Sodium-tiosulphate	VG	VG	VG	VG	VG	VG
Natrijum-cijanid	Sodium-cyanide	VG	VG	VG	VG	VG	VG
Nikl-hlorid	Nickel-chloride	VG	VG	VG	VG	VG	VG
Nikl-sulfat	Nickel-sulphate	VG	VG	VG	VG	VG	VG
Nitrobenzol	Nitrobenzole	U	U	U	U	U	U
Oksalna kiselina	Oxalic acid	G	G	G	G	G	G
Pivo	Beer	LU	LU	VG	LU	LU	LU
Plava kiselina	Blue acid	U	U	U	U	U	U
Para	Steam	LU	LU	LU	LU	LU	LU
Palmitinska kiselina	Palmitic acid	VG	VG	VG	VG	VG	VG
Perchlor-etilen	Perchlor-ethylen	U	U	U	U	U	U
Petroleum (kerozin)	Petroleum (kerosene)	VG	VG	G	VG	VG	VG
Petroleum (eterični)	Petroleum (ether)	G	G	LU	G	G	G
Petroleum (naftni)	Petroleum (naphta)	G	G	LU	G	G	G
Pikrinska kiselina (tečna)	Picric acid (liquid)	LU	LU	LU	LU	LU	LU
Pikrinska kiselina (razbla .)	Picric acid (softened)	LU	LU	LU	LU	LU	LU
Pidraul F-9	Pidraul F-9	U	U	U	U	U	U
Pidraul 150	Pidraul 150	U	U	U	U	U	U
Pidraul 600	Pidraul 600	U	U	U	U	U	U
Ricinusovo ulje	Castor oil	VG	VG	VG	VG	VG	VG
Sirćetna kiselina	Vinegar acid	U	U	U	U	U	U
Sirćetna kiselina (para)	Vinegar acid (vaporated)	G	G	LU	G	G	G
Sirćetna kiselina (razbla .)	Vinegar acid (softened)	LU	LU	LU	LU	LU	LU
Sirćetna kiselina (bez vode)	Vinegar acid (without water)	G	G	G	G	G	G
Sirovo ulje (nafta)	Crude oil (petroleum)	VG	VG	VG	VG	VG	VG
Sona kiselina hladna	Hydrochloric acid cold	U	U	U	U	U	U
Sumpor	Sulphur	G	G	LU	G	G	G
Sumpor-hlorid	Sulphur-chloride	LU	LU	LU	LU	LU	LU
Sumpor-dioksid	Sulphur-dioxide	LU	LU	LU	LU	LU	LU
Sumpor-trioksid	Sulphur-trioxide	LU	LU	LU	LU	LU	LU
Sumporna kiselina 10% zagrejana	Sulphuric acid 10% warmed	LU	LU	LU	LU	LU	LU
Sumporna kiselina 10% hladna	Sulphuric acid 10% cold	VG	VG	VG	VG	VG	VG

OTPORNOST SAVITLJIVIH CEVI NA PROTIČUĆI FLUID
RESISTANCE OF FLEXIBLE HOSES TO INTERNAL FLUID MOTION

VG vrlo dobro
 G dobro
 LU ograničena upotreba
 U neupotrebljivo

VG very good
 G good
 LU limited use
 U useless

Vrsta fluida	Kind of Fluid						
		G; M	P	H	V1; 1SN	V2; 2SN	4SP
		FIS 8201 FIS 8202	FIS 8203	FIS 8205	SAE 100 R1 DIN 20022	SAE 100 R2 DIN 20022	DIN 20023
Sumporna kiselina 75% topla	Sulphuric acid 75% warmed	U	U	U	U	U	U
Sumporna kiselina 75% hladna	Sulphuric acid 75% cold	LU	LU	LU	LU	LU	LU
Sumporna kiselina 95% topla	Sulphuric acid 95% warmed	U	U	U	U	U	U
Sumporna kiselina 95% hladna	Sulphuric acid 95% cold	U	U	U	U	U	U
Sumporna kiselina čista	Sulphuric acid - pure	U	U	U	U	U	U
Sumporasta kiselina	Sulphurous acid	LU	LU	LU	LU	LU	LU
Sumpor-vodonik	Sulphurated-hydrogen	LU	LU	G	LU	LU	LU
Sapun tečni	Soap liquid	VG	VG	G	VG	VG	VG
Skidrol 500	Skidrol 500	U	U	U	U	U	U
Skidrol 700	Skidrol 700	U	U	U	U	U	U
Sojino ulje	Soy bean oil	VG	VG	G	VG	VG	VG
Slani rastvori	Salt dissolution	VG	VG	VG	VG	VG	VG
Sirće (jestivo)	Salad vinegar	LU	LU	LU	LU	LU	LU
Stearinska kiselina	Stearic acid	G	G	LU	G	G	G
Silfinska boja zelena	Syphine paint green	VG	VG	VG	VG	VG	VG
Silfinska boja crna	Syphine paint black	VG	VG	VG	VG	VG	VG
Ter (katran)	Tar	LU	LU	LU	LU	LU	LU
Terpentin	Terpentine	G	G	U	G	G	G
Tetrahlor-ugljenik	Tetrachlor-carbon	LU	LU	U	LU	LU	LU
Trihlor-etilen	Trichlor-ethylen	U	U	U	U	U	U
Toluol	Toluene	U	U	U	U	U	U
Ulje pamučnog semena	Cotton seed oil	VG	VG	G	VG	VG	VG
Ulje za loženje	Fuel oil	VG	VG	G	VG	VG	VG
Uljne kiseline	Oleic acids	G	G	LU	G	G	G
Ulje za podmazivanje	Lubricating oil	VG	VG	G	VG	VG	VG
Ugljen-dioksid	Carbon-dioxide	VG	VG	VG	VG	VG	VG
Ugljen-disulfid	Carbon-disulphide	U	U	U	U	U	U
Ugljen-monoksid (suv)	Carbon-monoxide (dry)	U	U	U	U	U	U
Ugljena kiselina	Carbonic acid	VG	VG	VG	VG	VG	VG
Vazduh	Air	VG	VG	VG	VG	VG	VG
Vazelin	Vaseline	VG	VG	G	VG	VG	VG
Voda	Water	VG	VG	LU	VG	VG	VG
Vodonik	Hydrogen	LU	LU	LU	LU	LU	LU
Vodonik-perhidrat	Hydrogen-perhydrol	U	U	U	U	U	U
Vodonik-peroksid	Hydrogen-peroxide	G	G	G	G	G	G
Vinska kiselina	Tartaric acid	LU	LU	LU	LU	LU	LU
Viski i vino	Vhisky and wine	LU	LU	VG	LU	LU	LU
Zagađene vode	Impure waters	VG	VG	G	VG	VG	VG
Zemni gas	Earth's gas	VG	VG	VG	VG	VG	VG
Zagrijani vazduh	Heated air	LU	LU	LU	LU	LU	LU
Želatin	Gelatine	VG	VG	VG	VG	VG	VG
Živo srebro	Quicksilver	VG	VG	VG	VG	VG	VG
Živo srebro-hlorid	Quicksilver-chloride	G	G	LU	G	G	G
Čilska alitra	Chile saltpetre	VG	VG	VG	VG	VG	VG
Štavna kiselina	Tannic acid	LU	LU	VG	LU	LU	LU
Šećer	Sugar	VG	VG	VG	VG	VG	VG
Šećerni rastvor	Sugar dissolution	VG	VG	VG	VG	VG	VG

2.0. FLEKSIBILNA CREVA (FLEXIBLE HOSES)

HIDRAULIKA - NISKI PRITISAK HYDRAULIC - LOW PRESSURE

**M ; Mt ;
Mč ; Mts**

SAE 100 R6



Unutrašnja guma: uljno otporna crna sintetička guma
Ojačanje: jedan sloj tekstilnog oplita
Spoljašnja guma: crna, sintetička guma otporna na atmosferije i ozon
Temperatura primene: -40°C do +100°C kratkotrajno do +125°C
Primena: protok hidrauličnih tečnosti kao ulja mineralnog porekla, emulzije ulja i vode, vodeni rastvori glikola, vode i vazduha

Inner tube: black, oil resistant synthetic rubber
Reinforcement: single layer of textile braid
Cover: black, weather and ozone resistant synthetic rubber
Temperat. of application: -40°C to +100°C with peaks up to +125°C
Application: conveyance of hydraulic liquids such as mineral based oil, emulsion of oil and water, water solutions of glycol, water an air

Napomena:
Mt - M-guma opletena spolja tekstilom
Mč - M-guma opletena spolja čelič. pocink. žicom
Mts - M-guma vulkanizir. sa spoljaš. tekst. oplitom

Note:
Mt - M-rubber with braided textile cover
Mč - M-rubber with steel zinc plated braided cover
Mts - M-rubber vulcanized with braided textile cover

Oznaka (Designation)	NP (ND) mm	Unutr. prečnik (inside diameter) mm	Spoljašnji prečnik (outside diameter) mm			Max. radni pritisak (max. working pressure) bar	Min. prit. prskanja (min. burst pressure) bar	Min. radijus savijanja (min. bending radius) mm	Težina (Weight) kg/m
			M	Mt,Mč	Mts				
M - 4	4	4,8	11,1	12,8	12,8	34	138	51	0,10
M - 6	6	6,4	12,7	14,3	14,3	28	110	64	0,12
M - 8	8	7,9	14,3	15,8	15,8	28	110	76	0,14
M - 10	10	9,5	15,9	17,3	17,3	28	110	76	0,16
M - 13	13	12,7	19,8	21,3	21,3	28	110	102	0,23
M - 16	16	15,9	23,0	24,5	24,5	24	97	127	0,28
M - 20	20	19,0	27,0	28,5	28,5	21	83	152	0,41
M - 25	25	25,4	34,2	35,7	35,7	18	72	180	0,61
M - 32	32	31,8	41,0	42,5	42,5	15	60	230	0,69

M-25 i M-32 ne odgovara SAE 100 R6
M-25 and M-32 does not correspond to SAE 100 R6

HIDRAULIKA - SREDNJI PRITISAK HYDRAULIC - MEDIUM PRESSURE

H ; Ht ; Hč

SAE 100 R3



Unutrašnja guma: uljno otporna crna sintetička guma
Ojačanje: dva sloja unakrsno opletena tekstilna oplita
Spoljašnja guma: crna, sintetička guma otporna na atmosferije i ozon
Temperatura primene: -40°C do +100°C kratkotrajno do +125°C
Primena: protok hidrauličnih tečnosti kao ulja mineralnog porekla, emulzije ulja i vode, vodeni rastvori glikola, vode i vazduha

Inner tube: black, oil resistant synthetic rubber
Reinforcement: two layers of textile braid
Cover: black, weather and ozone resistant synthetic rubber
Temperat. of application: -40°C to +100°C with peaks up to +125°C
Application: conveyance of hydraulic liquids such as mineral based oil, emulsion of oil and water, water solutions of glycol, water an air

Napomena:
Ht - H-guma opletena spolja tekstilom
Hč - H-guma opletena spolja čelič. pocink. žicom

Note:
Ht - H-rubber with braided textile cover
Hč - H-rubber with steel zinc plated braided cover

Oznaka (Designation)	NP (ND) mm	Unutr. prečnik (inside diameter) mm	Spoljašnji prečnik (outside diameter) mm		Max. radni pritisak (max. working pressure) bar	Min. prit. prskanja (min. burst pressure) bar	Min. radijus savijanja (min. bending radius) mm	Težina (Weight) kg/m
			H	Ht,Hč				
H - 4	4	4,8	12,7	14,3	103	414	76	0,14
H - 6	6	6,4	14,3	15,8	86	345	76	0,15
H - 8	8	7,9	17,5	19,3	83	331	102	0,23
H - 10	10	9,5	19,0	20,6	78	310	102	0,27
H - 13	13	12,7	23,8	25,3	69	276	127	0,39
H - 16	16	15,9	27,0	28,5	60	241	140	0,44
H - 20	20	19,0	31,7	33,3	52	207	152	0,62
H - 25	25	25,4	38,1	39,6	39	155	203	0,90
H - 32	32	31,8	44,4	45,9	26	103	254	0,96

HIDRAULIKA - VISOKI PRITISAK HYDRAULIC - HIGH PRESSURE

V1 ; V1T

SAE 100 R1A
SAE 100 R1AT

Unutrašnja guma:
Ojačanje:
Spoljašnja guma:
Temperatura primene:
Primena:

uljno otporna crna sintetička guma
jedan sloj unakrsno opletene žice
crna, sintetička guma otporna na atmosferije i ozon
-40°C do +100°C kratkotrajno do +125°C
protok hidrauličnih tečnosti kao ulja mineralnog porekla,
emulzije ulja i vode, vodeni rastvori glikola, vode i vazduha



Inner tube:
Reinforcement:
Cover:
Temperat. of application:
Application:

black, oil resistant synthetic rubber
single layer of wire braid
black, weather and ozone resistant synthetic rubber
-40°C to +100°C with peaks up to +125°C
conveyance of hydraulic liquids such as mineral based oil,
emulsion of oil and water, water solutions of glycol, water
an air

Oznaka (Designation)	NP (ND) mm	Unutr. prečnik (inside diameter) mm	Preč. ojač. (reinforc. diameter) mm	Spoljašnji prečnik (outside diameter) mm		Max. radni pritisak (max. working pressure) bar	Min. prit. prskanja (min. burst pressure) bar	Min. radijus savijanja (min. bending radius) mm	Težina (Weight) kg/m	
				V1	V1T				V1	V1T
V1 ; V1T	4	4,8	9,5	12,7	12,5	207	827	89	0,19	0,18
V1 ; V1T	6	6,4	11,1	15,9	14,1	190	758	102	0,28	0,22
V1 ; V1T	8	7,9	12,7	17,5	15,7	172	689	114	0,33	0,26
V1 ; V1T	10	9,5	15,1	19,8	18,1	155	620	127	0,42	0,33
V1 ; V1T	13	12,7	18,2	23,0	21,5	138	552	178	0,53	0,43
V1 ; V1T	16	15,9	21,4	26,2	24,7	103	414	203	0,63	0,50
V1 ; V1T	20	19,0	25,4	30,2	28,6	86	345	241	0,79	0,65
V1 ; V1T	25	25,4	33,3	38,1	36,6	69	276	305	1,13	1,00
V1 ; V1T	32	31,8	40,5	46,0	44,8	43	172	419	1,45	1,26
V1 ; V1T	40	38,1	46,8	52,4	52,0	34	138	508	1,76	1,57
V1 ; V1T	50	50,8	60,3	66,7	65,9	26	103	635	2,60	2,21

HIDRAULIKA - VISOKI PRITISAK HYDRAULIC - HIGH PRESSURE

1ST ; 1ST2 1SN ; 1SN2

DIN 20022

Unutrašnja guma:
Ojačanje:
Spoljašnja guma:
Temperatura primene:
Primena:

uljno otporna crna sintetička guma
jedan sloj unakrsno opletene žice
crna, sintetička guma otporna na atmosferije i ozon
-40°C do +100°C kratkotrajno do +125°C
protok hidrauličnih tečnosti kao ulja mineralnog porekla,
emulzije ulja i vode, vodeni rastvori glikola, vode i vazduha



Inner tube:
Reinforcement:
Cover:
Temperat. of application:
Application:

black, oil resistant synthetic rubber
single layer of wire braid
black, weather and ozone resistant synthetic rubber
-40°C to +100°C with peaks up to +125°C
conveyance of hydraulic liquids such as mineral based oil,
emulsion of oil and water, water solutions of glycol, water
an air

Oznaka (Designation)	NP (ND) mm	Unutr. prečnik (inside diameter) mm	Preč. ojač. (reinforc. diameter) mm	Spoljašnji prečnik (outside diameter) mm		Max. radni pritisak (max. working pressure) bar	Min. prit. prskanja (min. burst pressure) bar	Min. radijus savijanja (min. bending radius) mm	Težina (Weight) kg/m	
				1ST ; 1ST2	1SN ; 1SN2				V1	V1T
1ST ; 1SN	4	4,8	9,5	12,7	11,8	250	1000	90	0,19	0,18
1ST ; 1SN	6	6,4	11,1	15,9	13,4	225	900	100	0,28	0,22
1ST ; 1SN	8	7,9	12,7	17,5	15,0	215	850	115	0,33	0,26
1ST ; 1SN	10	9,5	15,1	19,8	17,4	180	720	130	0,42	0,33
1ST ; 1SN	13	12,7	18,2	23,0	20,6	160	640	180	0,53	0,43
1ST ; 1SN	16	15,9	21,4	26,2	23,7	130	520	200	0,63	0,50
1ST ; 1SN	20	19,0	25,4	30,2	27,7	105	420	240	0,79	0,65
1ST ; 1SN	25	25,4	33,3	38,1	35,6	88	350	300	1,13	1,00
1ST ; 1SN	32	31,8	40,5	46,0	43,5	63	250	420	1,45	1,26
1ST ; 1SN	40	38,1	46,8	52,4	50,6	50	200	500	1,76	1,57
1ST ; 1SN	50	50,8	60,3	66,7	64,0	40	160	630	2,60	2,21

HIDRAULIKA - VISOKI PRITISAK HYDRAULIC - HIGH PRESSURE

1SC



Unutrašnja guma: uljno otporna crna sintetička guma
Ojačanje: jedan sloj unakrsno opletene žice
Spoljašnja guma: crna, sintetička guma otporna na atmosferije i ozon
Temperatura primene: - hidraulika -40°C do +100°C
 - vazduh -40°C do +70°C
 - voda 0°C do +70°C
Primena: protok hidrauličnih tečnosti kao ulja mineralnog porekla, emulzije ulja i vode, vodeni rastvori glikola, vode i vazduha

Inner tube: black, oil resistant synthetic rubber
Reinforcement: single layer of wire braid
Cover: black, weather and ozone resistant synthetic rubber
Temperat. of application: - hydraulics -40°C do +100°C
 - air -40°C do +70°C
 - water 0°C do +70°C
Application: conveyance of hydraulic liquids such as mineral based oil, emulsion of oil and water, water solutions of glycol, water an air

Oznaka (Designation)	NP (ND) mm	Unutr. prečnik (inside diameter) mm	Preč. ojač. (reinforc. diameter) mm	Spoljašnji prečnik (outside diameter) mm	Max. radni pritisak (max. working pressure) bar	Min. prit. prskanja (min. burst pressure) bar	Min. radijus savijanja (min. bending radius) mm	Težina (Weight) kg/m
1SC - 8	8	8,1	12,7	max. 14,5	215	860	85	0,20
1SC - 10	10	9,7	15,1	max. 16,9	180	720	90	0,27
1SC - 13	13	12,9	18,2	max. 20,4	160	640	130	0,33
1SC - 16	16	16,1	21,4	max. 23,8	130	520	150	0,41
1SC - 20	20	19,2	25,4	max. 26,7	105	420	180	0,51
1SC - 25	25	25,7	33,3	max. 34,9	88	352	230	0,75

HIDRAULIKA - VISOKI PRITISAK HYDRAULIC - HIGH PRESSURE

V10



Unutrašnja guma: uljno otporna crna sintetička guma
Ojačanje: jedan sloj unakrsno opletene žice
Spoljašnja guma: crna, sintetička guma otporna na atmosferije i ozon
Temperatura primene: -40°C do +100°C kratkotrajno do +125°C
Primena: protok hidrauličnih tečnosti kao ulja mineralnog porekla, emulzije ulja i vode, vodeni rastvori glikola, vode i vazduha

Inner tube: black, oil resistant synthetic rubber
Reinforcement: single layer of wire braid
Cover: black, weather and ozone resistant synthetic rubber
Temperat. of application: -40°C to +100°C with peaks up to +125°C
Application: conveyance of hydraulic liquids such as mineral based oil, emulsion of oil and water, water solutions of glycol, water an air

Napomena: Gumeno crevo dimenziono odgovara standardu SAE 100 R1AT, a po pritiscima SAE 100 R2
Note: Rubber hose dimensionally correspond to SAE 100 R1AT standard, pressures according to SAE 100 R2

Oznaka (Designation)	NP (ND) mm	Unutr. prečnik (inside diameter) mm	Preč. ojač. (reinforc. diameter) mm	Spoljašnji prečnik (outside diameter) mm	Max. radni pritisak (max. working pressure) bar	Min. prit. prskanja (min. burst pressure) bar	Min. radijus savijanja (min. bending radius) mm	Težina (Weight) kg/m
V10 - 8	8	7,9	12,7	15,7	293	1172	85	0,30
V10 - 10	10	9,5	15,1	18,1	276	1103	90	0,35
V10 - 13	13	12,7	18,2	21,5	241	965	130	0,47
V10 - 16	16	15,9	21,4	24,7	190	758	150	0,56

HIDRAULIKA - VISOKI PRITISAK HYDRAULIC - HIGH PRESSURE

V2 ; V2T

SAE 100 R2A
SAE 100 R2AT

Unutrašnja guma:
Ojačanje:
Spoljašnja guma:
Temperatura primene:
Primena:

uljno otporna crna sintetička guma
dva sloja unakrsno opletene žice
crna, sintetička guma otporna na atmosferije i ozon
-40°C do +100°C kratkotrajno do +125°C
protok hidrauličnih tečnosti kao ulja mineralnog porekla,
emulzije ulja i vode, vodeni rastvori glikola, vode i vazduha



Inner tube: black, oil resistant synthetic rubber
Reinforcement: two layers of wire braid
Cover: black, weather and ozone resistant synthetic rubber
Temperat. of application: -40°C to +100°C with peaks up to +125°C
Application: conveyance of hydraulic liquids such as mineral based oil, emulsion of oil and water, water solutions of glycol, water an air

Oznaka (Designation)	NP (ND) mm	Unutr. prečnik (inside diameter) mm	Preč. ojač. (reinforc. diameter) mm	Spoljašnji prečnik (outside diameter) mm		Max. radni pritisak (max. working pressure) bar	Min. prit. prskanja (min. burst pressure) bar	Min. radijus savijanja (min. bending radius) mm	Težina (Weight) kg/m	
				V2	V2T				V2	V2T
V2 ; V2T	4	4,8	11,1	15,9	14,1	345	1379	89	0,39	0,34
V2 ; V2T	6	6,4	12,7	17,5	15,7	345	1379	102	0,44	0,37
V2 ; V2T	8	7,9	14,3	19	17,3	293	1172	114	0,51	0,43
V2 ; V2T	10	9,5	16,7	21,4	19,7	276	1103	127	0,62	0,52
V2 ; V2T	13	12,7	19,8	24,6	23,1	241	965	178	0,74	0,62
V2 ; V2T	16	15,9	23,0	27,8	26,3	190	758	203	0,80	0,77
V2 ; V2T	20	19,0	27,0	31,7	30,2	155	620	241	1,12	0,97
V2 ; V2T	25	25,4	34,9	39,7	38,9	138	552	305	1,50	1,43
V2 ; V2T	32	31,8	44,4	50,8	49,6	112	448	419	2,52	2,27
V2 ; V2T	40	38,1	50,8	57,1	56,0	86	345	508	2,68	2,37
V2 ; V2T	50	50,8	63,5	69,8	68,6	78	310	635	3,47	3,13

HIDRAULIKA - VISOKI PRITISAK HYDRAULIC - HIGH PRESSURE

2ST ; 2ST2 2SN ; 2SN2

DIN 20022

Unutrašnja guma:
Ojačanje:
Spoljašnja guma:
Temperatura primene:
Primena:

uljno otporna crna sintetička guma
dva sloja unakrsno opletene žice
crna, sintetička guma otporna na atmosferije i ozon
-40°C do +100°C kratkotrajno do +125°C
protok hidrauličnih tečnosti kao ulja mineralnog porekla,
emulzije ulja i vode, vodeni rastvori glikola, vode i vazduha



Inner tube: black, oil resistant synthetic rubber
Reinforcement: two layers of wire braid
Cover: black, weather and ozone resistant synthetic rubber
Temperat. of application: -40°C to +100°C with peaks up to +125°C
Application: conveyance of hydraulic liquids such as mineral based oil, emulsion of oil and water, water solutions of glycol, water an air

Napomena:
2ST2,2SN2 gum. crevo otporno na niske temper. Temper. primene od -55°C do +100°C, kratkotrajno do +125°C
Note:
2ST2,2SN2 rubber hose resistant to low temper. Temper. of applications from -55°C to +100°C, with peaks up to +125°C

Oznaka (Designation)	NP (ND) mm	Unutr. prečnik (inside diameter) mm	Preč. ojač. (reinforc. diameter) mm	Spoljašnji prečnik (outside diameter) mm		Max. radni pritisak (max. working pressure) bar	Min. prit. prskanja (min. burst pressure) bar	Min. radijus savijanja (min. bending radius) mm	Težina (Weight) kg/m	
				2ST ; 2ST2	2SN ; 2SN2				V1	V1T
2ST ; 2SN	4	4,8	11,1	15,9	13,4	415	1650	90	0,39	0,34
2ST ; 2SN	6	6,4	12,7	17,5	15,0	400	1600	100	0,44	0,37
2ST ; 2SN	8	7,9	14,3	19,0	16,6	350	1400	115	0,51	0,43
2ST ; 2SN	10	9,5	16,7	21,4	19,0	330	1320	130	0,62	0,52
2ST ; 2SN	13	12,7	19,8	24,6	22,2	275	1100	180	0,74	0,62
2ST ; 2SN	16	15,9	23,0	27,8	25,4	250	1000	200	0,88	0,77
2ST ; 2SN	20	19,0	27,0	31,7	29,3	215	850	240	1,12	0,97
2ST ; 2SN	25	25,4	34,9	39,7	38,1	165	650	300	1,50	1,43
2ST ; 2SN	32	31,8	44,4	50,8	48,3	125	500	420	2,52	2,27
2ST ; 2SN	40	38,1	50,8	57,2	54,6	90	360	500	2,68	2,37
2ST ; 2SN	50	50,8	63,5	69,8	67,3	80	320	630	3,47	3,13

HIDRAULIKA - VISOKI PRITISAK HYDRAULIC - HIGH PRESSURE

2SC

DIN EN 857



Unutrašnja guma: uljno otporna crna sintetička guma
Ojačanje: dva sloja unakrsno opletene žice
Spoljašnja guma: crna, sintetička guma otporna na atmosferije i ozon
Temperatura primene: - hidraulika -40°C do +100°C
 - vazduh -40°C do +70°C
 - voda 0°C do +70°C
Primena: protok hidrauličnih tečnosti kao ulja mineralnog porekla, emulzije ulja i vode, vodeni rastvori glikola, vode i vazduha

Inner tube: black, oil resistant synthetic rubber
Reinforcement: two layers of wire braid
Cover: black, weather and ozone resistant synthetic rubber
Temperat. of application: - hydraulics -40°C do +100°C
 - air -40°C do +70°C
 - water 0°C do +70°C

Application: conveyance of hydraulic liquids such as mineral based oil, emulsion of oil and water, water solutions of glycol, water an air

Oznaka (Designation)	NP (ND) mm	Unutr. prečnik (inside diameter) mm	Preč. ojač. (reinforc. diameter) mm	Spoljašnji prečnik (outside diameter) mm	Max. radni pritisak (max. working pressure) bar	Min. prit. prskanja (min. burst pressure) bar	Min. radijus savijanja (min. bending radius) mm	Težina (Weight) kg/m
2SC - 8	8	8,1	12,7	max. 16,0	350	1400	85	0,35
2SC - 10	10	9,7	15,0	max. 18,3	330	1320	90	0,43
2SC - 13	13	12,9	18,8	max. 21,5	275	1100	130	0,53
2SC - 16	16	16,1	21,4	max. 24,7	250	1000	170	0,64
2SC - 20	20	19,2	25,5	max. 28,6	215	860	200	0,81
2SC - 25	25	25,8	33,4	max. 36,6	165	660	250	1,31

HIDRAULIKA - VISOKI PRITISAK HYDRAULIC - HIGH PRESSURE

2ST3

DIN 20022



Unutrašnja guma: uljno otporna crna sintetička guma
Ojačanje: dva sloja unakrsno opletene žice
Spoljašnja guma: crna, sintetička guma otporna na atmosferije i ozon, antistatička i vatrootporna
Temperatura primene: -40°C do +100°C kratkotrajno do +125°C
Primena: protok hidrauličnih tečnosti kao ulja mineralnog porekla, emulzije ulja i vode, vodeni rastvori glikola, vode i vazduha

Inner tube: black, oil resistant synthetic rubber
Reinforcement: two layers of wire braid
Cover: black, weather and ozone resistant synthetic rubber, antistatic and fire resistant

Temperat. of application: -40°C to +100°C with peaks up to +125°C
Application: conveyance of hydraulic liquids such as mineral based oil, emulsion of oil and water, water solutions of glycol, water

Napomena: Gumeno crevo za rudarstvo
Note: Rubber hose for mining

Oznaka (Designation)	NP (ND) mm	Unutr. prečnik (inside diameter) mm	Preč. ojač. (reinforc. diameter) mm	Spoljašnji prečnik (outside diameter) mm	Max. radni pritisak (max. working pressure) bar	Min. prit. prskanja (min. burst pressure) bar	Min. radijus savijanja (min. bending radius) mm	Težina (Weight) kg/m
2ST3 - 6	6	6,4	12,7	17,9	400	1600	100	0,44
2ST3 - 10	10	9,5	16,7	21,4	330	1320	130	0,62
2ST3 - 13	13	12,7	19,8	24,6	275	1100	180	0,75
2ST3 - 16	16	15,9	23,0	27,8	250	1000	200	0,89
2ST3 - 20	20	19,0	27,0	31,8	215	850	240	1,10
2ST3 - 25	25	25,4	34,9	39,7	165	650	300	1,55
2ST3 - 32	32	31,8	44,5	50,8	125	500	420	2,50
2ST3 - 40	40	38,1	50,8	57,2	90	360	500	2,80
2ST3 - 50	50	50,8	63,5	69,8	80	320	630	3,50

HIDRAULIKA - VRLO VISOKI PRITISAK HYDRAULIC - VERY HIGH PRESSURE

4SP ; 4SP3

DIN 20023

Unutrašnja guma:
Ojačanje:
Spoljašnja guma:
Temperatura primene:
Primena:

uljno otporna crna sintetička guma
četiri sloja spiralno opletene žice
crna, sintetička guma otporna na atmosferije i ozon
-40°C do +100°C kratkotrajno do +125°C
protok hidrauličnih tečnosti kao ulja mineralnog porekla,
emulzije ulja i vode, vodeni rastvori glikola, vode i vazduha



Inner tube:
Reinforcement:
Cover:
Temperat. of application:
Application:

black, oil resistant synthetic rubber
four layers of spiral wire braid
black, weather and ozone resistant synthetic rubber
-40°C to +100°C with peaks up to +125°C
conveyance of hydraulic liquids such as mineral based oil,
emulsion of oil and water, water solutions of glycol, water
an air

Napomena:
4SP3 spoljašnja guma antistatička i vatrootporna (za rudarstvo) u dimenzijama NP10,13 i 16
Note:
4SP3 outer rubber antistatic and fire-resistant (for mining) in dimension NP10,13 and 16

Oznaka (Designation)	NP (ND) mm	Unutr. prečnik (inside diameter) mm	Preč. ojač. (reinforc. diameter) mm	Spoljašnji prečnik (outside diameter) mm	Max. radni pritisak (max. working pressure) bar	Min. prit. prskanja (min. burst pressure) bar	Min. radijus savijanja (min. bending radius) mm	Težina (Weight) kg/m
4SP - 10	10	9,7	17,5	21,4	445	1780	180	—
4SP - 13	13	12,9	20,2	24,6	415	1660	230	—
4SP - 16	16	16,1	23,8	28,2	350	1400	250	—
4SP - 20	20	19,0	28,2	32,2	350	1400	300	1,57
4SP - 25	25	25,4	35,3	39,7	280	1120	340	2,04

HIDRAULIKA - VRLO VISOKI PRITISAK HYDRAULIC - VERY HIGH PRESSURE

4SH

DIN 20023

Unutrašnja guma:
Ojačanje:
Spoljašnja guma:
Temperatura primene:
Primena:

uljno otporna crna sintetička guma
četiri sloja spiralno opletene žice
crna, sintetička guma otporna na atmosferije i ozon
-40°C do +100°C kratkotrajno do +125°C
protok hidrauličnih tečnosti kao ulja mineralnog porekla,
emulzije ulja i vode, vodeni rastvori glikola, vode i vazduha



Inner tube:
Reinforcement:
Cover:
Temperat. of application:
Application:

black, oil resistant synthetic rubber
four layers of spiral wire braid
black, weather and ozone resistant synthetic rubber
-40°C to +100°C with peaks up to +125°C
conveyance of hydraulic liquids such as mineral based oil,
emulsion of oil and water, water solutions of glycol, water
an air

Oznaka (Designation)	NP (ND) mm	Unutr. prečnik (inside diameter) mm	Preč. ojač. (reinforc. diameter) mm	Spoljašnji prečnik (outside diameter) mm	Max. radni pritisak (max. working pressure) bar	Min. prit. prskanja (min. burst pressure) bar	Min. radijus savijanja (min. bending radius) mm	Težina (Weight) kg/m
4SH - 20	20	19,0	28,4	32,2	420	1680	280	—
4SH - 25	25	25,4	35,2	38,7	380	1520	340	—
4SH - 32	32	32,2	41,9	45,5	325	1300	460	—
4SH - 38	38	38,5	48,8	53,5	290	1160	560	—
4SH - 50	50	51,2	63,2	68,1	250	1000	700	—

Napomena:

Kompleti creva sa priključkom tipa 4SP NP10,13,16 i 4SH 20,25,32,38,50 su u proizvodnom programu Ivanović-Fleks, dok crevo na metar istih dimenzija nije u proizvodnom programu

Note:


Hose assemblies type 4SP NP10,13,16 i 4SH 20,25,32,38,50 are available as products made by Ivanović-Fleks, and hos itself with those dimensions is not made

PROTOK TEČNIH GORIVA CONVEYANCE OF LIQUID FUEL

**G ; Gt ;
Gč ; Gts**

Unutrašnja guma: crna sintetička guma
Temperatura primene: -30°C do +100°C
Primena: protok tečnih goriva kod motornih vozila

Inner tube: black synthetic rubber
Temperat. of application: -40°C to +100°C with peaks up to +125°C
Application: conveyance of liquid fuels in motor vehicles



Napomena:

Gt - G-guma opletena spolja tekstilom
 Gč - G-guma opletena spolja čelič. pocink. žicom
 Gts - G-guma vulkaniz. sa spoljaš. tekst. oplitom

Note:

Gt - G-rubber with braided textile cover
 Gč - G-rubber with steel zinc plated braided cover
 Gts - G-rubber vulcanized with braided textile cover

Oznaka (Designation)	NP (ND) mm	Unutr. prečnik (inside diameter) mm	Spoljašnji prečnik (outside diameter) mm		Max. radni pritisak (max. working pressure) bar	Min. prit. prskanja (min. burst pressure) bar	Min. radijus savijanja (min. bending radius) mm	Težina (Weight) kg/m
			G	Gt,Gč,Gts				
G - 4	4	5,0	8,5	10,0	8	40	45	0,06
G - 6	6	7,0	10,5	12,0	6	35	55	0,07
G - 8	8	9,0	13,0	14,5	6	30	65	0,10
G - 10	10	11,0	15,5	17,0	5	25	75	0,14
G - 13	13	14,0	19,0	20,5	5	20	95	0,19

GASNE INSTALACIJE GAS INSTALLATIONS

TG1 ; TG1č

JUS G.C6.031

Unutrašnja guma: crna sintetička guma
Ojačanje: jedan sloj unakrsno opletenog tekstilnog oplita
Spoljašnja guma: crna, sintetička guma otporna na atmosferije i ozon
Temperatura primene: -20°C do +70°C
Primena: za gasne instalacije propan-butan, zemni gas i gradski gas



Inner tube: black synthetic rubber
Reinforcement: single layer of textile braid
Cover: black, weather and ozone resistant synthetic rubber
Temperat. of application: -20°C to +70°C
Application: for gas instalations of propane-butane, natural gas and city gas supplies

Napomena:
 TG1č - TG1 opletena spolja čeličnom pocinkovanom žicom
Note:
 TG1č - TG1 covered by zinc-plated steel wire

Oznaka (Designation)	NP (ND) mm	Unutr. prečnik (inside diameter) mm	Spoljašnji prečnik (outside diameter) mm		Max. radni pritisak (max. working pressure) bar	Probni pritisak (proof pressure) bar	Min. radijus savijanja (min. bending radius) mm	Težina (Weight) kg/m
			TG1	TG1č				
TG2 - 6	6	6,3	14,5	15,8	2	15	21,5	0,15
TG2 - 8	8	8,0	16,0	17,5	2	15	24,0	0,18
TG2 - 10	10	10,0	18,0	19,5	2	15	27,0	0,23

GASNE INSTALACIJE GAS INSTALLATIONS

TG2 ; TG2č

JUS G.C6.031

Unutrašnja guma: crna sintetička guma
Ojačanje: jedan ili dva sloja unakrsno opletenog tekstilnog oplita
Spoljašnja guma: crna, sintetička guma otporna na atmosferije i ozon
Temperatura primene: -20°C do +70°C
Primena: za gasne instalacije propan-butan, zemni gas i gradski gas



Inner tube: black synthetic rubber
Reinforcement: single or two layers of textiel braid
Cover: black, weather and ozone resistant synthetic rubber
Temperat. of application: -20°C to +70°C
Application: for gas instalations of propan-butane, natural gas and city gas supplies

Napomena:
 TG2č - TG2 opletena spolja čeličnom pocinkovanom žicom. Dimenzije NP13, NP16 nisu predviđene standardom
Note:
 TG2č - TG2 covered by zinc-plated steel wire. Dimension ND13 and ND16 are not predicted by standard

Oznaka (Designation)	NP (ND) mm	Unutr. prečnik (inside diameter) mm	Spoljašnji prečnik (outside diameter) mm		Max. radni pritisak (max. working pressure) bar	Probni pritisak (proof pressure) bar	Min. radijus savijanja (min. bending radius) mm	Težina (Weight) kg/m
			TG2	TG2č				
TG2 - 6	6	6,3	14,3	15,8	25	75	21,5	0,15
TG2 - 8	8	8,0	18,0	19,5	25	75	27,0	0,24
TG2 - 13	13	13,0	23,8	—	25	75	100,0	0,44
TG2 - 16	16	16,2	27,0	—	25	75	130,0	0,51

TEHNIČKI GASOVI TECHNICAL GAS CONVEYANCE

TG5

Unutrašnja guma: crna sintetička guma
Ojačanje: dva sloja unakrsno opletene žice
Spoljašnja guma: crna, sintetička guma otporna na atmosferije i ozon, spolja perforirana
Temperatura primene: -40°C do +100°C
Primena: za tehničke gasove kao što su: acetilen, vodonik, azot i argon



Inner tube: black synthetic rubber
Reinforcement: two layers of wire braid
Cover: black, weather and ozone resistant synthetic rubber, perforated from outside
Temperat. of application: -40°C to +100°C
Application: for conveyance of technical gases such as: acetylen, hydrogen, argon

Napomena:
 Ispitivanja vršena prema DIN 8541
Note:
 Tested according to DIN 8541

Oznaka (Designation)	NP (ND) mm	Unutr. prečnik (inside diameter) mm	Preč. ojač. (reinforc. diameter) mm	Spoljašnji prečnik (outside diameter) mm	Max. radni pritisak (max. working pressure) bar	Min. prit. prskanja (min. burst pressure) bar	Min. radijus savijanja (min. bending radius) mm	Težina (Weight) kg/m
TG5 - 6	6	6,4	14,3	19,1	293	1172	114	0,53
TG5 - 8	8	7,9	16,7	21,4	276	1103	127	0,63
TG5 - 10	10	9,5	19,8	24,6	241	965	178	0,81
TG5 - 13	13	12,7	23,0	27,8	190	758	203	0,97
TG5 - 16	16	15,9	27,0	31,8	155	620	241	1,20
TG5 - 20	20	19,0	34,9	39,7	138	552	305	1,80

TEHNIČKI GASOVI TECHNICAL GAS CONVEYANCE

TG6

Unutrašnja guma: crna sintetička guma
Ojačanje: jedan sloj unakrsno opletene žice
Spoljašnja guma: crna, sintetička guma otporna na atmosferije i ozon, spolja perforirana
Temperatura primene: -40°C do +100°C
Primena: za tehničke gasove kao što su: acetilen, vodonik, azot i argon



Inner tube: black synthetic rubber
Reinforcement: single layer of wire braid
Cover: black, weather and ozone resistant synthetic rubber, perforated from outside
Temperat. of application: -40°C to +100°C
Application: for conveyance of technical gases such as: acetylen, hydrogen, argon

Napomena:
 Ispitivanja vršena prema DIN 8541
Note:
 Tested according to DIN 8541

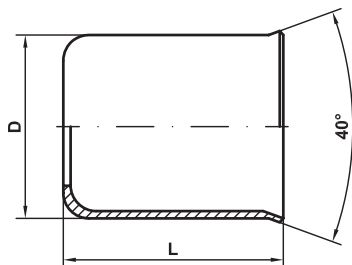
Oznaka (Designation)	NP (ND) mm	Unutr. prečnik (inside diameter) mm	Preč. ojač. (reinforc. diameter) mm	Spoljašnji prečnik (outside diameter) mm	Max. radni pritisak (max. working pressure) bar	Min. prit. prskanja (min. burst pressure) bar	Min. radijus savijanja (min. bending radius) mm	Težina (Weight) kg/m
TG6 - 6	6	6,4	11,1	14,1	190	758	102	0,22
TG6 - 8	8	7,9	12,7	15,7	172	689	114	0,26
TG6 - 10	10	9,5	15,1	18,1	155	620	127	0,33
TG6 - 13	13	12,7	18,2	21,5	138	552	178	0,43
TG6 - 16	16	15,9	21,4	24,7	103	414	203	0,50
TG6 - 20	20	19,0	25,4	28,6	86	345	241	0,65
TG6 - 25	25	25,4	33,3	36,6	69	276	305	1,00

3.0. ČAURE ZA CREVA (FERRULES FOR HOSES)

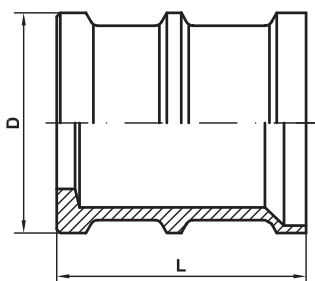
ČAURE
FERRULES

TIPA
TYPE

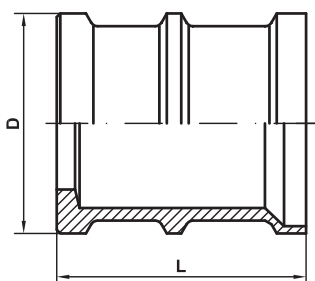
$G_{\check{c}}^t, M, M_{\check{c}}^t, H$



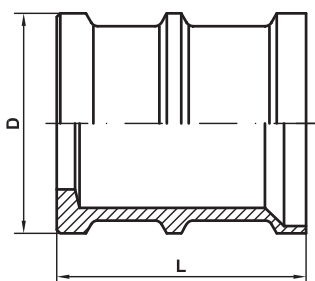
ŠIFRA CODE	Tip gume Type hose	hose ID				
		in	mm	DN	D	L
FIS 8001 NP4	$G_{\check{c}}^t$	13/64	5,1	4	13	17
NP6	$G_{\check{c}}^t$	9/32	7,1	6	15	17
NP8	$G_{\check{c}}^t$	23/64	9,1	8	18	20
NP10	$G_{\check{c}}^t$	7/16	11,1	10	21	25
NP13	$G_{\check{c}}^t$	35/64	13,9	13	25	30



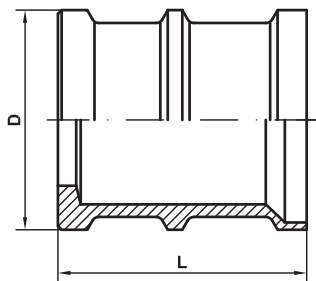
ŠIFRA CODE	Tip gume Type hose	hose ID					L	duž. blank. skive lenght
		in	mm	DN	D			
FIS 8034 NP4	M	3/16	4,8	4	17	27	NE (NO)	
NP6	M	1/4	6,4	6	18	30	NE (NO)	
NP8	M	5/16	7,9	8	20	32	NE (NO)	
NP10	M	3/8	9,5	10	22	32	NE (NO)	
NP13	M	1/2	12,7	13	26	34	NE (NO)	
NP16	M	5/8	15,9	16	30	37	NE (NO)	
NP20	M	3/4	19,0	20	35	43	NE (NO)	
NP25	M	1	25,4	25	42	52	NE (NO)	
NP32	M	1 1/4	31,8	32	50	59	NE (NO)	



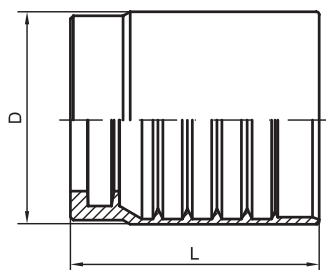
ŠIFRA CODE	Tip gume Type hose	hose ID					L	duž. blank. skive lenght
		In	mm	DN	D			
FIS 8032 NP4	$M_{\check{c}}^t$	3/16	4,8	4	18	27	NE (NO)	
NP6	$M_{\check{c}}^t$	1/4	6,4	6	20	30	NE (NO)	
FIS 8035 NP8	$M_{\check{c}}^t$	5/16	7,9	8	22	32	NE (NO)	
NP10	$M_{\check{c}}^t$	3/8	9,5	10	24	32	NE (NO)	
NP13	$M_{\check{c}}^t$	1/2	12,7	13	27	34	NE (NO)	
NP16	$M_{\check{c}}^t$	5/8	15,9	16	32	37	NE (NO)	
NP20	$M_{\check{c}}^t$	3/4	19,0	20	36	43	NE (NO)	
NP25	$M_{\check{c}}^t$	1	25,4	25	42	52	NE (NO)	
NP32	$M_{\check{c}}^t$	1 1/4	31,8	32	50	59	NE (NO)	



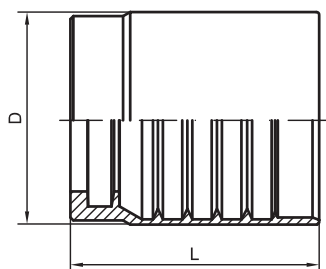
ŠIFRA CODE	Tip gume Type hose	hose ID					L	duž. blank. skive lenght
		In	mm	DN	D			
FIS 8032 NP4	H	3/16	4,8	4	18	27	NE (NO)	
NP6	H	1/4	6,4	6	20	30	NE (NO)	
NP8	H	5/16	7,9	8	24	32	NE (NO)	
NP10	H	3/8	9,5	10	26	32	NE (NO)	
NP13	H	1/2	12,7	13	30	34	NE (NO)	
NP16	H	5/8	15,9	16	34	37	NE (NO)	
NP20	H	3/4	19,0	20	40	43	NE (NO)	
NP25	H	1	25,4	25	46	52	NE (NO)	
NP32	H	1 1/4	31,8	32	53	59	NE (NO)	



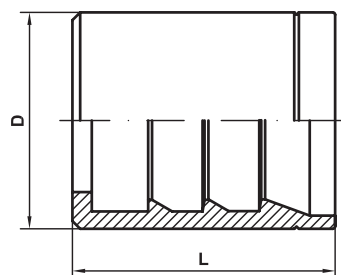
ŠIFRA CODE	Tip gume Type hose	hose ID		DN	D	L	duž. blank. skive lenght
		in	mm				
FIS 8033 NP4	H ^t _č	3/16	4,8	4	20	27	NE (NO)
NP6	H ^t _č	1/4	6,4	6	22	30	NE (NO)
NP8	H ^t _č	5/16	7,9	8	25	32	NE (NO)
NP10	H ^t _č	3/8	9,5	10	27	32	NE (NO)
NP13	H ^t _č	1/2	12,7	13	32	34	NE (NO)
NP16	H ^t _č	5/8	12,7	16	36	37	NE (NO)
NP20	H ^t _č	3/4	19,0	20	40	43	NE (NO)
NP25	H ^t _č	1	25,4	25	50	52	NE (NO)
NP32	H ^t _č	1 1/4	31,8	32	56	59	NE (NO)



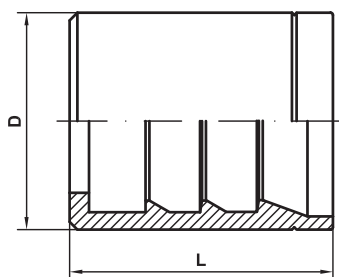
ŠIFRA CODE	Tip gume Type hose	hose ID		DN	D	L	duž. blank. skive lenght
		in	mm				
FIS 8036 NP6	1SN,2SN,2SC	1/4	6,4	6	23	30	NE (NO)
NP8	1SN,2SN,2SC	5/16	7,9	8	24	30	NE (NO)
NP10	1SN,2SN,2SC	3/8	9,5	10	26	31	NE (NO)
NP13	1SN,2SN,2SC	1/2	12,7	13	30	32	NE (NO)
NP16	1SN,2SN,2SC	5/8	15,9	16	33	36	NE (NO)
NP20	1SN,2SN,2SC	3/4	19,0	20	37	42,5	NE (NO)
NP25	1SN,2SN,2SC	1	25,4	25	46	51	NE (NO)
FIS 8024 NP32	1SN	1 1/4	31,8	32	54	58	NE (NO)
FIS 8025 NP32	2SN	1 1/4	31,8	32	58	58	NE (NO)



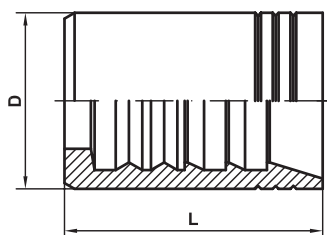
ŠIFRA CODE	Tip gume Type hose	hose ID		DN	D	L	duž. blank. skive lenght
		in	mm				
FIS 8037 NP6	1SC	1/4	6,4	6	20	30	NE (NO)
NP8	1SC	5/16	7,9	8	22	30	NE (NO)
NP10	1SC	3/8	9,5	10	24	31	NE (NO)
NP13	1SC	1/2	12,7	13	28	32	NE (NO)
NP16	1SC	5/8	15,9	16	31	36	NE (NO)
NP20	1SC	3/4	19,0	20	34	42,5	NE (NO)
NP25	1SC	1	25,4	25	44	51	NE (NO)



ŠIFRA CODE	Tip gume Type hose	hose ID		DN	D	L	duž. blank. skive lenght
		in	mm				
FIS 8038 NP6	1ST - 1SN	1/4	6,4	6	20	30	21
NP8	1ST - 1SN	5/16	7,9	8	22	32	23
NP10	1ST - 1SN	3/8	9,5	10	24	32	23
NP13	1ST - 1SN	1/2	12,7	13	28	34	25
NP16	1ST - 1SN	5/8	15,9	16	32	37	26
NP20	1ST - 1SN	3/4	19,0	20	36	43	31
NP25	1ST - 1SN	1	25,4	25	43	51	38
NP32	1ST - 1SN	1 1/4	31,8	32	50	59	45
NP40	1ST - 1SN	1 1/2	38,1	40	57	63	47
NP50	1ST - 1SN	2	50,8	50	72	70	60



ŠIFRA CODE	Tip gume Type hose	hose ID				duž. blank. skive lenght	
		in	mm	DN	D	L	
FIS 8039 NP6	2ST - 2SN	1/4	6,4	6	21	30	21
NP8	2ST - 2SN	5/16	7,9	8	24	32	23
NP10	2ST - 2SN	3/8	9,5	10	25	32	23
NP13	2ST - 2SN	1/2	12,7	13	30	34	25
NP16	2ST - 2SN	5/8	15,9	16	34	37	26
NP20	2ST - 2SN	3/4	19,0	20	38	43	31
NP25	2ST - 2SN	1	25,4	25	46	51	38
NP32	2ST - 2SN	1 1/4	31,8	32	55	59	45
NP40	2ST - 2SN	1 1/2	38,1	40	62	63	47
NP50	2ST - 2SN	2	50,8	50	75	70	60



ŠIFRA CODE	Tip gume Type hose	hose ID				duž. blank. skive lenght	
		In	mm	DN	D	L	
FIS 8010 NP10	4SP	3/8	9,5	10	25	44	35
NP13	4SP	1/2	12,7	13	30	44	35
NP16	4SP	5/8	15,9	16	32	51,5	43
NP20	4SP-4SH	3/4	19,0	20	38	52,5	43
NP25	4SP-4SH	1	25,4	25	45	65	54
NP32	4SH	1 1/4	31,8	32	53	65	54
NP40	4SH	1 1/2	38,1	40	62	74	64
NP50	4SH	2	50,8	50	78	74	64

4.0. PRIKLJUČCI ZA CREVA (FITTINGS FOR HOSES)

PRIKLJUČCI ZA CREVA
FITTINGS FOR HOSE

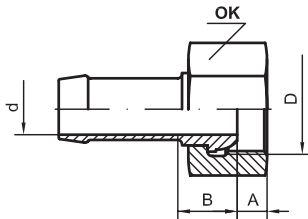
TIPA
TYPE

Gt, Gč

PRIKLJUČAK LOPTASTI TIPA
METRIC FEMALE BALL TYPE

VT-A30

za zaptivni konus od 60°
for conical sealing of 60°



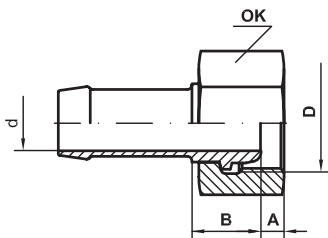
ŠIFRA CODE	hose ID			thread			hex	
	in	mm	DN	D	A	B	d	OK
FIS 8642 NP4/6 *	9/32	7,1	6	M12x1,5	4,5	13,5	3,5	17
NP6	9/32	7,1	6	M14x1,5	3	13	5,5	17
NP8	23/64	9,1	8	M16x1,5	4,5	13	7	19
NP10	7/16	11,1	10	M18x1,5	5,5	13	9	22
NP13	35/64	13,9	13	M22x1,5	7	13	12	27

* stezana navrtka / crimped nut

PRIKLJUČAK LOPTASTI TIPA
METRIC FEMALE BALL TYPE

VT-A60

za zaptivni konus od 24°- 60° laki red DIN 3902
for conical sealing of 24°-60° light series DIN 3902



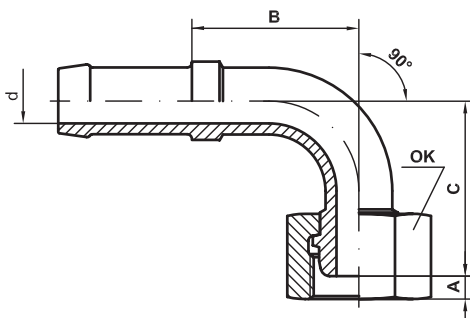
ŠIFRA CODE	hose ID			thread			cutt-off		hex	
	in	mm	DN	D	A	B	d	OK		
FIS 8615 NP4/6 *	9/32	7,1	6	M12x1,5	2,5	15	3,5	17		
NP6	9/32	7,1	6	M14x1,5	1,5	15	5,5	17		
NP8	23/64	9,1	8	M16x1,5	2,5	16	7	19		
NP10	7/16	11,1	10	M18x1,5	3,5	16	9	22		
NP13	35/64	13,9	13	M22x1,5	5	16,5	12	27		

* stezana navrtka / crimped nut

PRIKLJUČAK LOPT. POV. TIPA
METRIC FEMALE BALL TYPE
90° SWEPT ELBOW

VT-A61

za zaptivni konus od 24°- 60° laki red DIN 3902
for conical sealing of 24°-60° light series DIN 3902



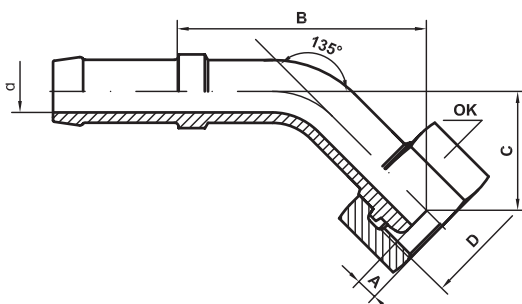
ŠIFRA CODE	hose ID			thread			cutt-off		hex		drop
	in	mm	DN	D	A	B	d	OK	C		
FIS 8617 NP4/6 *	9/32	7,1	6	M12x1,5	2,5	20	3,5	17	27		
NP6	9/32	7,1	6	M14x1,5	1,5	20	5,5	17	27		
NP8	23/64	9,1	8	M16x1,5	2,5	24	7	19	31		
NP10	7/16	11,1	10	M18x1,5	3,5	29	9	22	34		
NP13	35/64	13,9	13	M22x1,5	5	35	12	27	38		

* stezana navrtka / crimped nut

PRIKLJUČAK LOPT. POV. TIPA
METRIC FEMALE BALL TYPE
45° SWEPT ELBOW

VT-A63

za zaptivni konus od 24°- 60° laki red DIN 3902
for conical sealing of 24°-60° light series DIN 3902



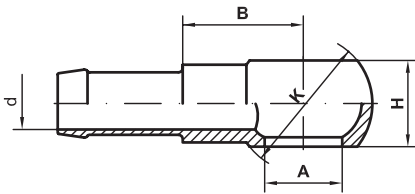
ŠIFRA CODE	hose ID			thread			cutt-off		hex		drop
	In	mm	DN	D	A	B	d	OK	C		
FIS 8619 NP4/6 *	9/32	7,1	6	M12x1,5	2,5	35	3,5	17	18		
NP6	9/32	7,1	6	M14x1,5	1,5	35	5,5	17	18		
NP8	23/64	9,1	8	M16x1,5	2,5	39	7	19	16		
NP10	7/16	11,1	10	M18x1,5	3,5	45	9	22	18		
NP13	35/64	13,9	13	M22x1,5	5	56	12	27	19,5		

* stezana navrtka / crimped nut

PRIKLJUČAK OKASTI TIPA
METRIC BANJO TYPE

VT-B10

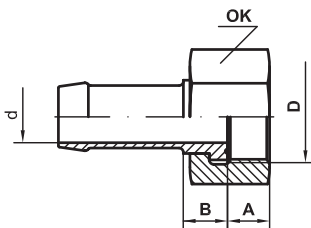
za prstenasto zaptivanje
for ring connection



ŠIFRA CODE	hose ID			cutt-off				
	in	mm	DN	A	B	d	K	H
FIS 8102 NP4	13/64	5,1	4	10	29	3,5	17	10
NP6	9/32	7,1	6	12	32,5	5,5	20	12
NP8	23/64	9,1	8	14	35,5	7	24	14
NP10	7/16	11,1	10	16	41	9	28	16
NP13	35/64	13,9	13	18	44	12	32	20

PRIKLJUČAK RAVNI TIPA
METRIC FEMALE FLAT FACE

VT-C10

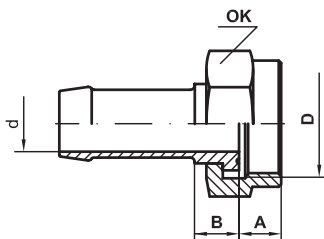


ŠIFRA CODE	hose ID			thread D	cutt-off			hex OK
	in	mm	DN		A	B	d	
FIS 8644 NP4/6 *	13/64	5,1	4	M12x1,5	8	8	5,5	17
NP6	9/32	7,1	6	M14x1,5	6,5	8	5,5	17
NP8	23/64	9,1	8	M16x1,5	8	8	7	19
NP10	7/16	11,1	10	M18x1,5	9	8	9	22
NP13	35/64	13,9	13	M22x1,5	10,5	9,5	12	27

* stezana navrtka / crimped nut

PRIKLJUČAK RAVNI TIPA
METRIC FEMALE FLAT FACE

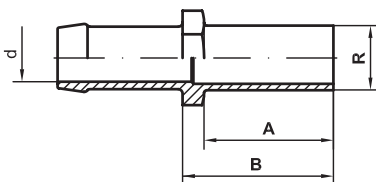
VT-C20



ŠIFRA CODE	hose ID			thread D	cutt-off			hex OK
	in	mm	DN		A	B	d	
FIS 8650 NP4	13/64	5,1	4	G1/4	7	8	3,5	17
NP6	9/32	7,1	6	G1/4	7	8	5,5	17
NP8	23/64	9,1	8	G3/8	7	8	7	19
NP10	7/16	11,1	10	G1/2	9	8	9	24
NP13	35/64	13,9	13	G5/8	9	9,5	12	27

PRIKLJUČAK CEVNI TIPA
METRIC STANDPIPE

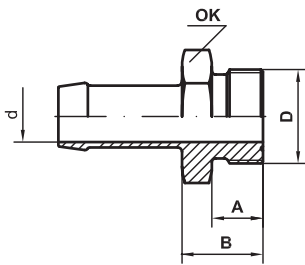
VT-F10



ŠIFRA CODE	hose ID			pipe R	cutt-off			hex OK
	in	mm	DN		A	B	d	
FIS 8125 NP4	13/64	5,1	4	6	20	25	4	12
NP6	9/32	7,1	6	8	22	27	6	12
NP8	23/64	9,1	8	10	24	29	8	14
NP10	7/16	11,1	10	12	27	32	10	17
NP13	35/64	13,9	13	15	30	35	12	19

PRIKLJUČAK NAVOJNI RAVNI TIPA
METRIC MALE FLAT FACE

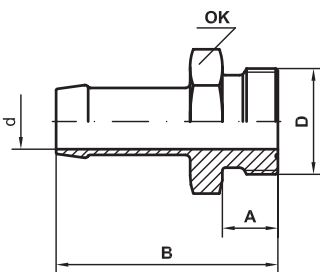
VT-G10



ŠIFRA CODE	hose ID		DN	thread		cutt-off			hex
	in	mm		D	A	B	d	OK	
FIS 8107 NP4	13/64	5,1	4	M12x1,5	10	15	3,5	14	
NP6	9/32	7,1	6	M14x1,5	10	16	5,5	17	
NP8	23/64	9,1	8	M16x1,5	10	16	7	19	
NP10	7/16	11,1	10	M18x1,5	10	17	9	22	
NP13	35/64	13,9	13	M22x1,5	12	19	12	27	

PRIKLJUČAK NAVOJNI RAVNI TIPA
BSP MALE FLAT FACE

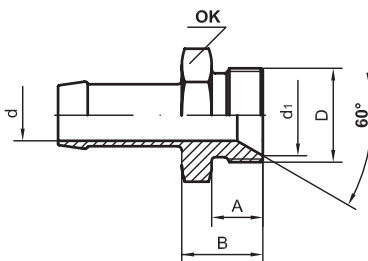
VT-G20



ŠIFRA CODE	hose ID		DN	thread		cutt-off			hex
	in	mm		D	A	B	d	OK	
FIS 8350 NP4	13/64	5,1	4	R1/4	10	32	3,5	14	
NP6	9/32	7,1	6	R1/4	10	33	5,5	17	
NP8	23/64	9,1	8	R3/8	10	36	7	19	
NP10	7/16	11,1	10	R1/2	12	44	9	22	
NP13	35/64	13,9	13	R5/8	12	49	12	27	

PRIKLJUČ. NAVOJNI LOPT. TIPA
THREAD SPHERICAL CONNECTION
za zaptivni konus od 60°
for conical sealing of 60°

VT-H10

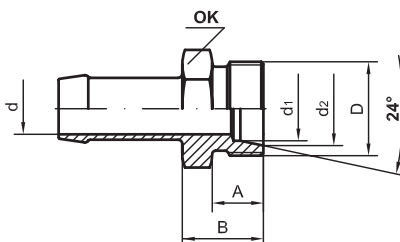


ŠIFRA CODE	hose ID		DN	thread		cutt-off			hex
	in	mm		D	A	B	d	OK	
FIS 8109 NP4	13/64	5,1	4	M12x1,5	10	15	3,5	14	
NP6	9/32	7,1	6	M14x1,5	10	16	5,5	17	
NP8	23/64	9,1	8	M16x1,5	10	16	7	19	
NP10	7/16	11,1	10	M18x1,5	10	17	9	22	
NP13	35/64	13,9	13	M22x1,5	12	19	12	27	

PRIKLJUČAK NAVOJNI CEVNI TIPA
METRIC PARALLEL MALE TYPE

VT-J10

za zaptivni konus od 24°
for conical sealing of 24°



ŠIFRA CODE	hose ID		DN	thread		cutt-off			hex
	in	mm		D	A	B	d	OK	
FIS 8122 NP4	13/64	5,1	4	M12x1,5	10	15	3,5	14	
NP6	9/32	7,1	6	M14x1,5	10	16	5,5	17	
NP8	23/64	9,1	8	M16x1,5	11	17	7	17	
NP10	7/16	11,1	10	M18x1,5	11	18	9	19	
NP13	35/64	13,9	13	M22x1,5	12	19	12	24	

PRIKLJUČCI ZA CREVA
FITTINGS FOR HOSES

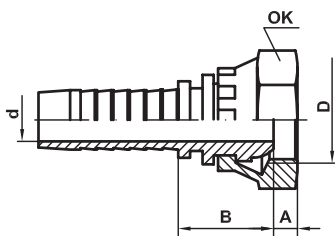
TIPA
TYPE

1SN,2SN,1ST,2ST - DIN EN 853
1SC,2SC - DIN EN 857
M - SAE 100 R6
H - SAE 100 R3

PRIKLJUČAK LOPTASTI TIPA
BSP FEMALE BALL TYPE

VT-A50 DKR

za zaptivni konus od 60° sa BSP navojem
for conical sealing of 60° with BSP thread

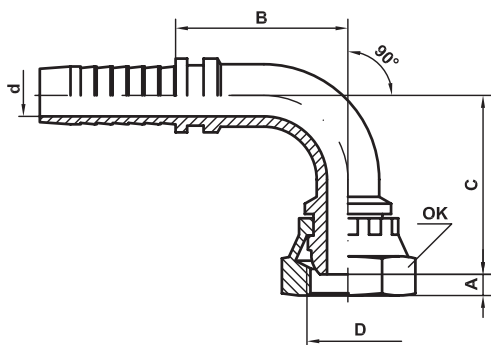


ŠIFRA CODE	hose ID		DN	thread	cut-off			hex	
	in	mm			A	B	d	OK	C
FIS 8671 NP4/6	1/4	6,4	6	G1/8	4,1	17	3	17	
NP6	1/4	6,4	6	G1/4	3,4	18,5	4,5	19	
NP10/6	1/4	6,4	6	G3/8	4,3	19,5	4,5	22	
NP6/8	5/16	7,9	8	G1/4	3,4	18,5	4,5	19	
NP10/8	5/16	7,9	8	G3/8	4,3	19,5	5,5	22	
NP13/8	5/16	7,9	8	G1/2	5,4	20	5,5	27	
NP6/10	3/8	9,5	10	G1/4	3,4	18,5	5,5	19	
NP10	3/8	9,5	10	G3/8	4,3	19	7,1	22	
NP13/10	3/8	9,5	10	G1/2	5,4	20	7,1	27	
NP13	1/2	12,7	13	G1/2	5,4	21,5	9,7	27	
NP16/13	1/2	12,7	13	G5/8	6,7	23	9,7	30	
NP20/13	1/2	12,7	13	G3/4	6,6	23	9,7	32	
NP13/16	5/8	15,9	16	G1/2	5,4	22	9,7	27	
NP16	5/8	15,9	16	G5/8	6,7	23	13	30	
NP20/16	5/8	15,9	16	G3/4	6,6	23	13	32	
NP16/20	3/4	19,0	20	G5/8	6,7	23,5	13	30	
NP20	3/4	19,0	20	G3/4	6,6	23,5	15,5	32	
NP25/20	3/4	19,0	20	G1	10,2	24	15,5	41	
NP20/25	1	25,4	25	G3/4	6,6	25	15,5	32	
NP25	1	25,4	25	G1	10,2	25	21,5	41	
NP32/25	1	25,4	25	G1-1/4	11	25	21,5	50	
NP25/32	1 1/4	31,8	32	G1	10,2	25	21,5	41	
NP32	1 1/4	31,8	32	G1-1/4	11	25	27	50	
NP40/32	1 1/4	31,8	32	G1-1/2	14	30	27	55	
NP40	1 1/2	38,1	40	G1-1/2	14	29,1	33,5	55	
NP50/40	1 1/2	38,1	40	G2	18	29,6	33,5	70	
NP50	2	50,8	50	G2	18	29,5	45	70	

PRIKLJUČAK LOPT. POV. TIPA
BSP FEMALE BALL TYPE
90° SWEPT ELBOW

VT-A51 DKR

za zaptivni konus od 60° sa BSP navojem
for conical sealing of 60° with BSP thread



ŠIFRA CODE	hose ID		DN	thread	cut-off			hex		drop
	in	mm			A	B	d	OK	C	
FIS 8672 NP4/6	1/4	6,4	6	G1/8	4,1	23	3	17	27	
NP6	1/4	6,4	6	G1/4	3,4	23	4	19	28	
NP6/8	5/16	7,9	8	G1/4	3,4	25,5	5,5	19	30,5	
NP10/8	5/16	7,9	8	G3/8	4,3	25,5	5,5	22	32	
NP10	3/8	9,5	10	G3/8	4,3	30,5	7	22	35	
NP13/10	3/8	9,5	10	G1/2	5,4	30,5	7	27	35,5	
NP13	1/2	12,7	13	G1/2	5,4	39	9,7	27	41,5	
NP16/13	1/2	12,7	13	G5/8	6,7	39	9,7	30	42,5	
NP16	5/8	15,9	16	G5/8	6,7	46	12,5	30	49	
NP20/16	5/8	15,9	16	G3/4	6,6	46	12,5	32	49,5	
NP20	3/4	19,0	20	G3/4	6,6	56	15,5	32	56	
NP25/20	3/4	19,0	20	G1	10,2	56	15,5	41	57	
NP25	1	25,4	25	G1	10,2	77	20,5	41	68	
NP32/25	1	25,4	25	G1-1/4	11	77	20,5	50	70	
NP32	1 1/4	31,8	32	G1-1/4	11	90,5	26	50	80	
NP40/32	1 1/4	31,8	32	G1-1/2	14	97,5	26	55	81	

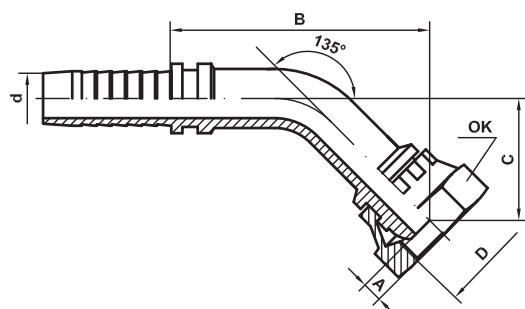
PRIKLJUČCI ZA CREVA
FITTINGS FOR HOSES

TIPA
TYPE

1SN,2SN,1ST,2ST - DIN EN 853
1SC,2SC - DIN EN 857
M - SAE 100 R6
H - SAE 100 R3

PRIKLJUČAK LOPT. POV. TIPA
BSP FEMALE BALL TYPE
45° SWEPT ELBOW

VT-A53 DKR



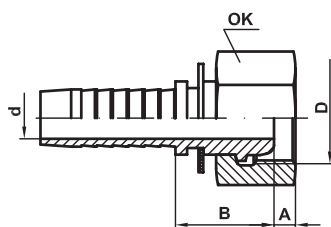
za zaptivni konus od 60° sa BSP navojem
for conical sealing of 60° with BSP thread

ŠIFRA CODE	hose ID		DN	thread		cut-off			hex	drop
	in	mm		D	A	B	d	OK	C	
FIS 8673 NP4/6	1/4	6,4	6	G1/8	4,1	42	3	17	16	
NP6	1/4	6,4	6	G1/4	3,4	43	4	19	17	
NP6/8	5/16	7,9	8	G1/4	3,4	44	5,5	19	18	
NP10/8	5/16	7,9	8	G3/8	4,3	45	5,5	22	19	
NP10	3/8	9,5	10	G3/8	4,3	51	7	22	20	
NP13/10	3/8	9,5	10	G1/2	5,4	51	7	27	20	
NP13	1/2	12,7	13	G1/2	5,4	61,5	9,7	27	22	
NP16/13	1/2	12,7	13	G5/8	6,7	63	9,7	30	23	
NP16	5/8	15,9	16	G5/8	6,7	76	12,5	30	25	
NP20	3/4	19,0	20	G3/4	6,6	67	15,5	32	28	
NP25	1	25,4	25	G1	10,2	88	20,5	41	33,5	
NP32	1 1/4	31,8	32	G1-1/4	11	101	26	50	37	

PRIKLJUČAK LOPTASTI TIPA
METRIC FEMALE BALL TYPE

VT-A60 DKL

za zaptivni konus od 24°- 60° laki red DIN 3902
for conical sealing of 24°-60° light series DIN 3902



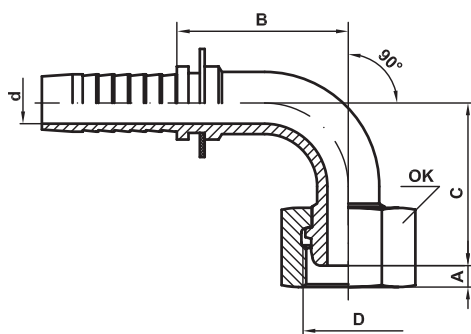
ŠIFRA CODE	hose ID		DN	thread		cut-off			hex	
	in	mm		D	A	B	d	OK	C	
FIS 8723 NP4/6 *	1/4	6,4	6	M12x1,5	2,5	19,5	3	17		
NP6	1/4	6,4	6	M14x1,5	2,5	20,5	4,5	17		
NP8/6	1/4	6,4	6	M16x1,5	2,5	21	4,5	19		
NP10/6	1/4	6,4	6	M18x1,5	3,5	21	4,5	22		
NP8	5/16	7,9	8	M16x1,5	2,5	21	5,5	19		
NP10/8	5/16	7,9	8	M18x1,5	3,5	20,5	5,5	22		
NP10	3/8	9,5	10	M18x1,5	3,5	21	7,1	22		
NP10/13 *	1/2	12,7	13	M18x1,5	4,5	23,5	9	24		
NP13	1/2	12,7	13	M22x1,5	5	23	9,7	27		
NP16	5/8	15,9	16	M26x1,5	5	23,5	13	32		
NP20	3/4	19,0	20	M30x1,5	7	24,5	15,5	36		
NP25	1	25,4	25	M38x1,5	7,5	26	21,5	46		
NP32	1 1/4	31,8	32	M45x1,5	9	27,5	27	50		
NP40	1 1/2	38,1	40	M52x1,5	10	26,6	33,5	60		

* stezana navrtka / crimped nut

PRIKLJUČAK LOPT. POV. TIPA
METRIC FEMALE BALL TYPE
90° SWEPT ELBOW

VT-A61 DKL

za zaptivni konus od 24°- 60° laki red DIN 3902
for conical sealing of 24°-60° light series DIN 3902



ŠIFRA CODE	hose ID		DN	thread		cut-off			hex	drop
	in	mm		D	A	B	d	OK	C	
FIS 8724 NP4/6 *	1/4	6,4	6	M12x1,5	2,5	24	3	17	29	
NP6	1/4	6,4	6	M14x1,5	2,5	25	4	17	27	
NP8/6	1/4	6,4	6	M16x1,5	2,5	25	4	19	27	
NP8	5/16	7,9	8	M16x1,5	2,5	28,5	5,5	19	31	
NP10/8	5/16	7,9	8	M18x1,5	3,5	28,5	5,5	22	31	
NP10	3/8	9,5	10	M18x1,5	3,5	34	7	22	34	
NP10/13	1/2	12,7	13	M18x1,5	4,5	39	9	24	42	
NP13	1/2	12,7	13	M22x1,5	5	40	9,7	27	38	
NP16	5/8	15,9	16	M26x1,5	5	47	12,5	32	45,5	
NP20	3/4	19,0	20	M30x1,5	7	57	15,5	36	51,5	
NP25	1	25,4	25	M38x1,5	7,5	79,5	20,5	46	63,5	
NP32	1 1/4	31,8	32	M45x1,5	9	91,5	26	50	74	

* stezana navrtka / crimped nut

PRIKLJUČCI ZA CREVA
FITTINGS FOR HOSES

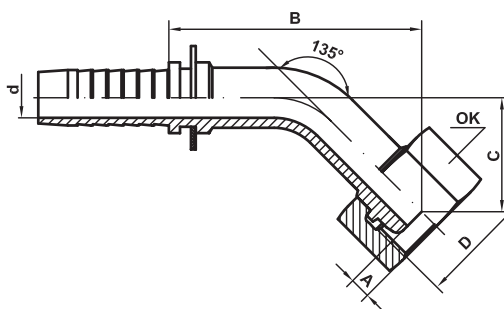
TIPA
TYPE

1SN,2SN,1ST,2ST - DIN EN 853
1SC,2SC - DIN EN 857
M - SAE 100 R6
H - SAE 100 R3

PRIKLJUČAK LOPT. POV. TIPA
METRIC FEMALE BALL TYPE
45° SWEEP ELBOW

VT-A63 DKL

za zaptivni konus od 24°- 60° laki red DIN 3902
for conical sealing of 24°-60° light series DIN 3902



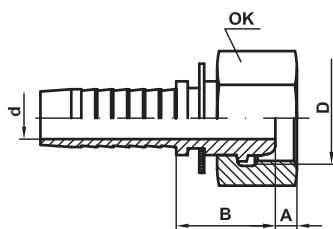
ŠIFRA CODE	hose ID		DN	thread D	cut-off			hex OK	drop C
	in	mm			A	B	d		
FIS 8725 NP4/6 *	1/4	6,4	6	M12x1,5	2,5	40	3	17	18
NP6	1/4	6,4	6	M14x1,5	2,5	41	4	17	15
NP8/6	1/4	6,4	6	M16x1,5	2,5	41	4	19	15
NP8	5/16	7,9	8	M16x1,5	2,5	44	5,5	19	16
NP10	3/8	9,5	10	M18x1,5	3,5	50	7	22	18
NP10/13	1/2	12,7	13	M18x1,5	4,5	63	9	24	21
NP13	1/2	12,7	13	M22x1,5	5	61	9,7	27	19,5
NP16	5/8	15,9	16	M26x1,5	5	73	12,5	32	22
NP20	3/4	19,0	20	M30x1,5	7	64	15,5	36	25
NP25	1	25,4	25	M38x1,5	7,5	85	20,5	46	30
NP32	1 1/4	31,8	32	M45x1,5	9	97	26	50	33

* stezana navrtka / crimped nut

PRIKLJUČAK LOPTASTI TIPA
METRIC FEMALE BALL TYPE

VT-A70 DKS

za zaptivni konus od 24°- 60° teški red DIN 3902
for conical sealing of 24°-60° heavy series DIN 3902



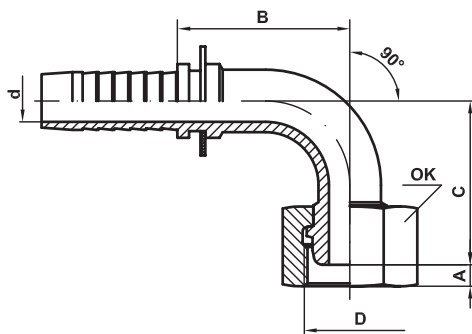
ŠIFRA CODE	hose ID		DN	thread D	cut-off			hex OK	drop C
	in	mm			A	B	d		
FIS 8726 NP4/6	1/4	6,4	6	M16x1,5	4	20,5	4,5	19	
NP6	1/4	6,4	6	M18x1,5	4	20	4,5	22	
NP8	5/16	7,9	8	M20x1,5	3,5	20,5	5,5	24	
NP10	3/8	9,5	10	M22x1,5	7	21	7,1	27	
NP8/13 *	1/2	12,7	13	M20x1,5	4,5	24	9	27	
NP13	1/2	12,7	13	M24x1,5	6	22,5	9,7	30	
NP16	5/8	15,9	16	M30x2	9	22,5	13	36	
NP20	3/4	19,0	20	M36x2	11,5	24,5	15,5	41	
NP25	1	25,4	25	M42x2	11	28	21,5	50	
NP32	1 1/4	31,8	32	M52x2	14,5	28	27	60	

* stezana navrtka / crimped nut

PRIKLJUČAK LOPT. POV. TIPA
METRIC FEMALE BALL TYPE
90° SWEEP ELBOW

VT-A71 DKS

za zaptivni konus od 24°- 60° teški red DIN 3902
for conical sealing of 24°-60° heavy series DIN 3902



ŠIFRA CODE	hose ID		DN	thread D	cut-off			hex OK	drop C
	in	mm			A	B	d		
FIS 8718 NP4/6	1/4	6,4	6	M16x1,5	4	25	4	19	27
NP6	1/4	6,4	6	M18x1,5	4	25	4	22	29
NP8	5/16	7,9	8	M20x1,5	3,5	28,5	5,5	24	31
NP10	3/8	9,5	10	M22x1,5	7	31,5	7	27	34
NP8/13*	1/2	12,7	13	M20x1,5	4,5	39	9	27	43
NP13	1/2	12,7	13	M24x1,5	6	40	9,7	30	39
NP16	5/8	15,9	16	M30x2	9	47	12,5	36	47
NP20	3/4	19,0	20	M36x2	11,5	57	15,5	41	53
NP25	1	25,4	25	M42x2	11	79,5	20,5	50	66
NP32	1 1/4	31,8	32	M52x2	14,5	91,5	26	60	76,5

* stezana navrtka / crimped nut

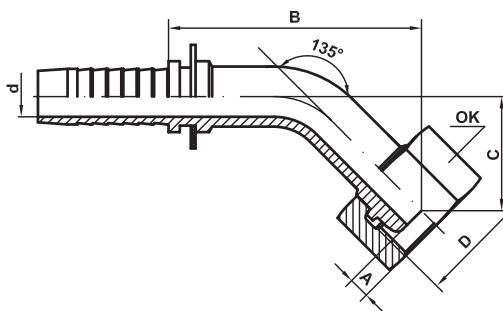
PRIKLJUČCI ZA CREVA
FITTINGS FOR HOSES

TIPA
TYPE

1SN,2SN,1ST,2ST - DIN EN 853
1SC,2SC - DIN EN 857
M - SAE 100 R6
H - SAE 100 R3

PRIKLJUČAK LOPT. POV. TIPA
METRIC FEMALE BALL TYPE
45° SWEEP ELBOW

VT-A73 DKS

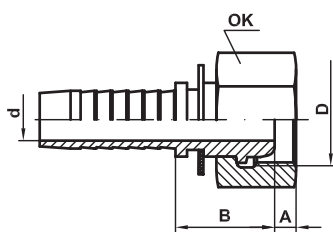


za zaptivni konus od 24°- 60° teški red DIN 3902
for conical sealing of 24°-60° heavy series DIN 3902

ŠIFRA CODE	hose ID		DN	thread D	cut-off			hex OK	drop C
	in	mm			A	B	d		
FIS 8728 NP4/6	1/4	6,4	6	M16x1,5	4	41	4	19	15
NP6	1/4	6,4	6	M18x1,5	2,5	42	4	22	16
NP8	5/16	7,9	8	M20x1,5	3,5	45	5,5	24	16
NP10	3/8	9,5	10	M22x1,5	7	50	7	27	18
NP13	1/2	12,7	13	M24x1,5	6	62,5	9,7	30	21
NP16	5/8	15,9	16	M30x2	9	75	12,5	36	24
NP20	3/4	19,0	20	M36x2	11,5	65	15,5	41	26
NP25	1	25,4	25	M42x2	11	87	20,5	50	32
NP32	1 1/4	31,8	32	M52x2	14,5	99	26	60	35

PRIKLJUČAK LOPTASTI TIPA
METRIC FEMALE BALL TYPE

VT-A80 DKL

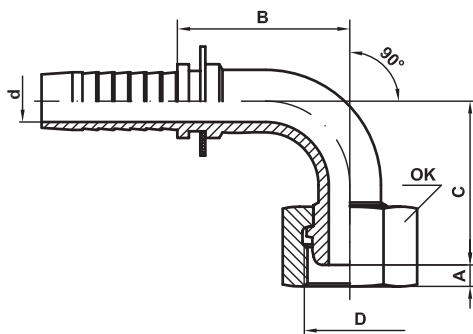


za zaptivni konus od 24°- 60° laki red DIN 3902
for conical sealing of 24°-60° light series DIN 3902

ŠIFRA CODE	hose ID		DN	thread D	cut-off			hex OK	drop C
	in	mm			A	B	d		
FIS 8719 NP20	3/4	19,0	20	M30x2	6	24,5	15,5	36	
NP25	1	25,4	25	M36x2	6,5	26	21,5	41	
NP32	1 1/4	31,8	32	M45x2	9	27,5	27	50	
NP40	1 1/2	38,1	40	M52x2	9	26,6	33,5	60	

PRIKLJUČAK LOPT. POV. TIPA
METRIC FEMALE BALL TYPE
90° SWEEP ELBOW

VT-A81 DKL



za zaptivni konus od 24°- 60° laki red DIN 3902
for conical sealing of 24°-60° light series DIN 3902

ŠIFRA CODE	hose ID		DN	thread D	cut-off			hex OK	drop C
	in	mm			A	B	d		
FIS 8716 NP20	3/4	19,0	20	M30x2	6	57	15,5	36	52,5
NP25	1	25,4	25	M36x2	6,5	79,5	20,5	41	63,5
NP32	1 1/4	31,8	32	M45x2	9	90,5	26	50	71,5

PRIKLJUČCI ZA CREVA
FITTINGS FOR HOSES

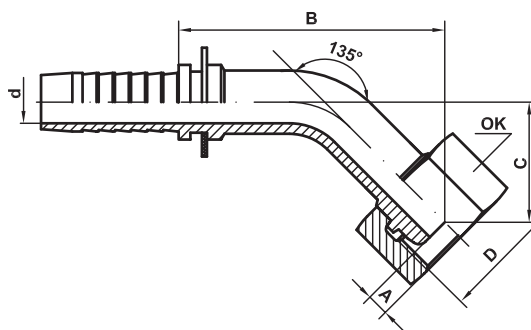
TIPA
TYPE

1SN,2SN,1ST,2ST - DIN EN 853
1SC,2SC - DIN EN 857
M - SAE 100 R6
H - SAE 100 R3

PRIKLJUČAK LOPT. POV. TIPA
METRIC FEMALE BALL TYPE
45° SWEEP ELBOW

VT-A83 DKL

za zaptivni konus od 24°- 60° laki red DIN 3902
for conical sealing of 24°-60° light series DIN 3902

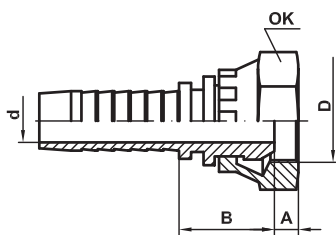


ŠIFRA CODE	hose ID		DN	thread D	cut-off			hex OK	drop C
	in	mm			A	B	d		
FIS 8717 NP20	3/4	19,0	20	M30x2	6	64	15,5	36	25
NP25	1	25,4	25	M36x2	6,5	85	20,5	41	30
NP32	1 1/4	31,8	32	M45x2	9	97	26	50	33

PRIKLJUČAK KUPASTI TIPA
BSP FEMALE TYPE

VT-A90 DKR

za zaptivni konus od 60° sa BSP navojem
for conical sealing of 60° with BSP thread



ŠIFRA CODE	hose ID		DN	thread D	cut-off			hex OK	drop C
	in	mm			A	B	d		
FIS 8657 NP4/6	1/4	6,4	6	G1/8	5,6	16	4,5	17	
NP6	1/4	6,4	6	G1/4	4,8	17	4,5	19	
NP10/6	1/4	6,4	6	G3/8	6,3	17,5	4,5	22	
NP6/8	5/16	7,9	8	G1/4	4,8	16,6	4,5	19	
NP10/8	5/16	7,9	8	G3/8	6,3	18	5,5	22	
NP13/8	5/16	7,9	8	G1/2	6,3	19,6	5,5	27	
NP6/10	3/8	9,5	10	G1/4	4,8	16,6	5,5	19	
NP10	3/8	9,5	10	G3/8	6,3	18	7,1	22	
NP13/10	3/8	9,5	10	G1/2	6,3	19,6	7,1	27	
NP13	1/2	12,7	13	G1/2	6,3	20	9,7	27	
NP16/13	1/2	12,7	13	G5/8	8,5	20	9,7	30	
NP20/13	1/2	12,7	13	G3/4	8,4	20	9,7	32	
NP13/16	5/8	15,9	16	G1/2	6,3	20,5	9,7	27	
NP16	5/8	15,9	16	G5/8	8,5	20,5	13	30	
NP20/16	5/8	15,9	16	G3/4	8,4	20,5	13	32	
NP16/20	3/4	19,0	20	G5/8	8,5	21	13	30	
NP20	3/4	19,0	20	G3/4	8,4	22	15,5	32	
NP20/25	1	25,4	25	G3/4	8,4	22,2	15,5	32	
NP25	1	25,4	25	G1	10,7	23,7	21,5	41	
NP25/32	1 1/4	31,8	32	G1	10,7	23,7	21,5	41	
NP32	1 1/4	31,8	32	G1-1/4	10	25,7	27	50	
NP40	1 1/2	38,1	40	G1-1/2	13,7	29,2	33,5	55	
NP50	2	50,8	50	G2	16	31,7	45	70	

PRIKLJUČCI ZA CREVA
FITTINGS FOR HOSES

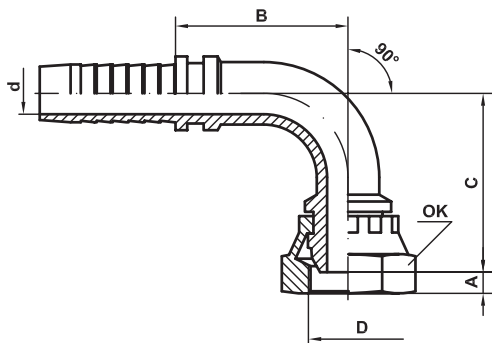
TIPA
TYPE

1SN,2SN,1ST,2ST - DIN EN 853
1SC,2SC - DIN EN 857
M - SAE 100 R6
H - SAE 100 R3

PRIKLJUČAK KUPASTI POV. TIPA
BSP FEMALE BALL TYPE
90° SWEEP ELBOW

VT-A91 DKR

za zaptivni konus od 60° sa BSP navojem
for conical sealing of 60° with BSP thread

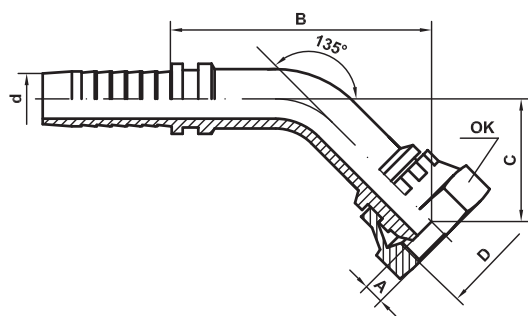


ŠIFRA CODE	hose ID			thread	cut-off			hex OK	drop C
	in	mm	DN		D	A	B		
FIS 8658 NP4/6	1/4	6,4	6	G1/8	5,6	23	3	17	25
NP6	1/4	6,4	6	G1/4	4,8	23	4	19	26
NP6/8	5/16	7,9	8	G1/4	4,8	25,5	5,5	19	28,5
NP10/8	5/16	7,9	8	G3/8	6,3	25,5	5,5	22	30
NP10	3/8	9,5	10	G3/8	6,3	30,5	7	22	33
NP13/10	3/8	9,5	10	G1/2	6,3	30,5	7	27	34,5
NP13	1/2	12,7	13	G1/2	6,3	39	9,7	27	40,5
NP16/13	1/2	12,7	13	G5/8	8,5	39	9,7	30	41
NP16	5/8	15,9	16	G5/8	8,5	46	12,5	30	47
NP20	3/4	19,0	20	G3/4	8,4	56	15,5	32	54
NP25	1	25,4	25	G1	10,7	77	20,5	41	67,5
NP32	1 1/4	31,8	32	G1-1/4	10	90,5	26	50	78

PRIKLJUČAK LOPT. POV. TIPA
BSP FEMALE BALL TYPE
45° SWEEP ELBOW

VT-A93 DKR

za zaptivni konus od 60° sa BSP navojem
for conical sealing of 60° with BSP thread



ŠIFRA CODE	hose ID			thread	D	A	B	d	OK	C
	in	mm	DN							
FIS 8659 NP4/6	1/4	6,4	6	G1/8	5,6	40,5	3	17	14,5	
NP6	1/4	6,4	6	G1/4	4,8	41,5	4	19	15,5	
NP6/8	5/16	7,9	8	G1/4	4,8	42,5	5,5	19	16,5	
NP10/8	5/16	7,9	8	G3/8	6,3	44	5,5	22	18	
NP10	3/8	9,5	10	G3/8	6,3	49,5	7	22	19	
NP13/10	3/8	9,5	10	G1/2	6,3	50,5	7	27	19,5	
NP13	1/2	12,7	13	G1/2	6,3	61	9,7	27	21,5	
NP16/13	1/2	12,7	13	G5/8	8,5	62	9,7	30	22	
NP16	5/8	15,9	16	G5/8	8,5	74,5	12,5	30	23,5	
NP20	3/4	19,0	20	G3/4	8,4	65,5	15,5	32	26,5	
NP25	1	25,4	25	G1	10,7	88	20,5	41	33,5	
NP32	1 1/4	31,8	32	G1-1/4	10	101,5	26	50	37,5	

PRIKLJUČCI ZA CREVA
FITTINGS FOR HOSES

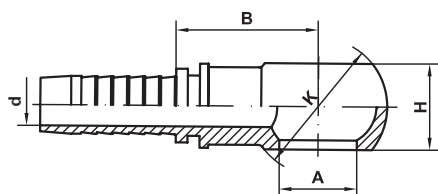
TIPA
TYPE

1SN,2SN,1ST,2ST - DIN EN 853
1SC,2SC - DIN EN 857
M - SAE 100 R6
H - SAE 100 R3

PRIKLJUČAK OKASTI TIPA
METRIC BANJO TYPE

VT-B10 RNM

za prstenasto zaptivanje DIN7642
for ring connection DIN7642

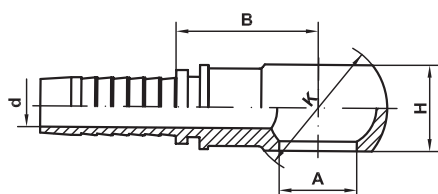


ŠIFRA CODE	hose ID		DN	hole		cut-off			
	in	mm		A	B	d	K	H	
FIS 8334 NP3/6	1/4	6,4	6	8	21,6	3,5	14	8	
NP4/6	1/4	6,4	6	10	23,5	4,5	17	10	
NP6	1/4	6,4	6	12	26,6	4,5	20	12	
NP8/6	1/4	6,4	6	14	25,6	4,5	24	14	
NP6/8	5/16	7,9	8	12	27,2	4,5	20	12	
NP8	5/16	7,9	8	14	27,2	5,5	24	14	
NP10/8	5/16	7,9	8	16	28,7	5,5	28	16	
NP8/10	3/8	9,5	10	14	27,7	5,5	24	14	
NP10	3/8	9,5	10	16	30,7	7,1	28	16	
NP13/10	3/8	9,5	10	18	29,7	7,1	32	20	
NP13	1/2	12,7	13	18	31,2	9,7	32	20	
NP10/13	1/2	12,7	13	16	33,2	9,7	28	16	
NP16/13	1/2	12,7	13	22	36,4	9,7	39	25	
NP13/16	5/8	15,9	16	18	34,2	13	32	20	
NP16	5/8	15,9	16	22	38,4	13	39	25	
NP20/16	5/8	15,9	16	26	41,4	13	46	30	
NP16/20	3/4	19,0	20	22	40	13	39	25	
NP20	3/4	19,0	20	26	42	15,5	46	30	
NP25	1	25,4	25	30	48,7	21,5	54	36	
NP32	1 1/4	31,8	32	38	56,7	27	67	44	

PRIKLJUČAK OKASTI TIPA
BSP BANJO TYPE

VT-B20 RNR

za prstenasto zaptivanje DIN7642
for ring connection DIN7642



ŠIFRA CODE	hose ID		DN	hole		cut-off			
	in	mm		A	mm B	d	K	H	
FIS 8328 NP6	1/4	6,4	6	1/4	13,3	24,2	4,5	24	14
NP10/8	5/16	7,9	8	3/8	16,8	26,2	5,5	28	17
NP10	3/8	9,5	10	3/8	16,8	26,2	7,1	28	17
NP13/10	3/8	9,5	10	1/2	21,1	26,7	7,1	35	22
NP10/13	1/2	12,7	13	3/8	16,8	30,2	8,5	28	17
NP13	1/2	12,7	13	1/2	21,1	28,2	9,7	35	22
NP16	5/8	15,9	16	5/8	23,1	31,4	13	39	25
NP20	3/4	19,0	20	3/4	26,6	34,5	15,5	46	30
NP25	1	25,4	25	1	33,5	41,2	21,5	56	36

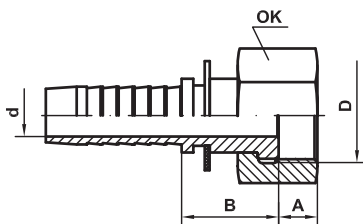
PRIKLJUČCI ZA CREVA
FITTINGS FOR HOSES

TIPA
TYPE

1SN,2SN,1ST,2ST - DIN EN 853
1SC,2SC - DIN EN 857
M - SAE 100 R6
H - SAE 100 R3

PRIKLJUČAK RAVNI TIPA
METRIC FEMALE FLAT FACE

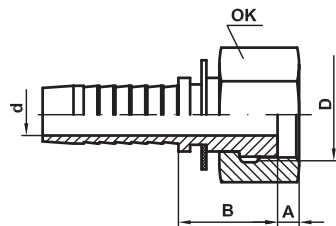
VT-C10 DKL
flat face



ŠIFRA CODE	hose ID		DN	thread		cut-off			hex	
	in	mm		D	A	B	d	OK	C	
FIS 8708 NP6	1/4	6,4	6	M14x1,5	7	18	4,5	17		
NP8	5/16	7,9	8	M16x1,5	7	19,5	5,5	19		
NP10	3/8	9,5	10	M18x1,5	8,5	19,5	7,1	22		
NP13	1/2	12,7	13	M22x1,5	9	22,5	9,7	27		
NP16	5/8	15,9	16	M26x1,5	9	26	13	32		
NP20	3/4	19,0	20	M30x1,5	11,5	29	15,5	36		
NP25	1	25,4	25	M38x1,5	11,5	30,5	21,5	46		
NP32	1 1/4	31,8	32	M45x1,5	13	31,5	27	50		

PRIKLJUČAK RAVNI TIPA
STRAIGHT ORFS FEMALE

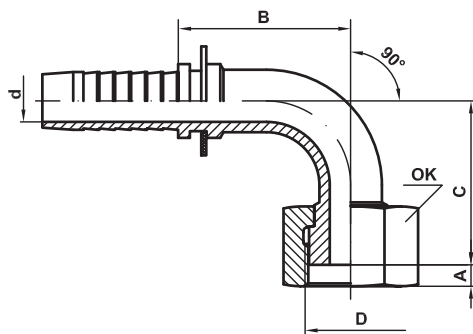
VT-C30 ORFS



ŠIFRA CODE	hose ID		DN	thread		cut-off			hex		drop C
	in	mm		D	A	B	d	OK			
FIS 8720 NP6	1/4	6,4	6	9/16-18UNF	8	18	4,5	17			
NP10/6	1/4	6,4	6	11/16-16UN	8,5	19,5	5,5	22			
NP10/8	5/16	7,9	8	11/16-16UN	8,5	19,5	5,5	22			
NP10	3/8	9,5	10	11/16-16UN	8,5	19,5	7,1	22			
NP13/10	3/8	9,5	10	13/16-16UN	10	21,6	7,1	24			
NP13	1/2	12,7	13	13/16-16UN	10	22,5	9,7	24			
NP16/13	1/2	12,7	13	1-14UNS	12,5	26	9,7	30			
NP20/13	1/2	12,7	13	1 3/16-12UN	14,5	28,5	9,7	36			
NP16	5/8	15,9	16	1-14UNS	12,5	26	13	30			
NP20	3/4	19,0	20	1 3/16-12UN	14,5	29	15,5	36			
NP25/20	3/4	19,0	20	1 7/16-12UN	15	29,5	15,5	41			
NP25	1	25,4	25	1 7/16-12UN	15	31,5	21,5	41			
NP32	1 1/4	31,8	32	1 11/16-12UN	15	31,5	27	50			
NP40	1 1/2	38,1	40	2-12UN	16	34	33,5	60			

PRIKLJUČAK RAVNI TIPA
STRAIGHT ORFS FEMALE
90° SWEPT ELBOW

VT-C31 ORFS



ŠIFRA CODE	hose ID		DN	thread		cut-off			hex		drop C
	in	mm		D	A	B	d	OK			
FIS 8721 NP6	1/4	6,4	6	9/16-18UNF	8	25	4	17	22		
NP10/6	1/4	6,4	6	11/16-16UN	8,5	25	4	22	25		
NP10/8	5/16	7,9	8	11/16-16UN	8,5	28,5	5,5	22	28		
NP10	3/8	9,5	10	11/16-16UN	8,5	34	7	22	29,5		
NP13/10	3/8	9,5	10	13/16-16UN	10	31,5	7	24	29		
NP13	1/2	12,7	13	13/16-16UN	10	40	9,7	24	33		
NP16	5/8	15,9	16	1-14UNS	12,5	47	12,5	30	40		
NP20	3/4	19,0	20	1 3/16-12UN	14,5	57	15,5	36	47		
NP25/20	3/4	19,0	20	1 7/16-12UN	15	57	15,5	41	49		
NP25	1	25,4	25	1 7/16-12UN	15	79,5	20,5	41	58		
NP32	1 1/4	31,8	32	1 11/16-12UN	15	91,5	26	50	69		

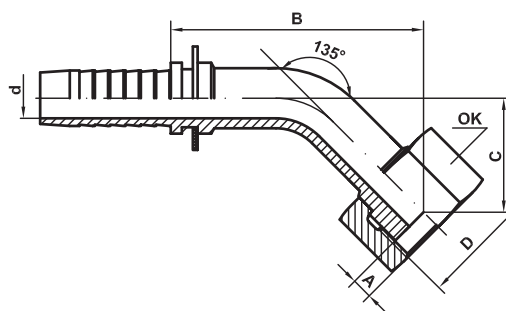
PRIKLJUČCI ZA CREVA
FITTINGS FOR HOSES

TIPA
TYPE

1SN,2SN,1ST,2ST - DIN EN 853
1SC,2SC - DIN EN 857
M - SAE 100 R6
H - SAE 100 R3

PRIKLJUČAK RAVNI TIPA
STRAIGHT ORFS FEMALE
45° SWEEP ELBOW

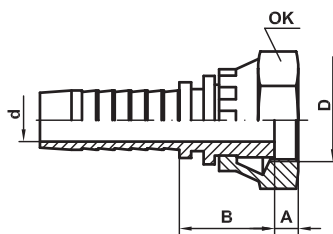
VT-C33 ORFS



ŠIFRA CODE	hose ID		thread		cut-off			hex	drop
	in	mm	DN	D	A	B	d	OK	C
FIS 8722 NP6	1/4	6,4	6	9/16-18UNF	8	35,5	4	17	9,5
NP10/6	1/4	6,4	6	11/16-16UN	8,5	38,5	4	22	12,5
NP10/8	5/16	7,9	8	11/16-16UN	8,5	41	5,5	22	13
NP10	3/8	9,5	10	11/16-16UN	8,5	45	7	22	13
NP13/10	3/8	9,5	10	13/16-16UN	10	46	7	24	14
NP13	1/2	12,7	13	13/16-16UN	10	56	9,7	24	14,5
NP16	5/8	15,9	16	1-14UNS	12,5	68	12,5	30	17
NP20	3/4	19,0	20	1 3/16-12UN	14,5	59,5	15,5	36	20,5
NP25/20	3/4	19,0	20	1 7/16-12UN	15	61,5	15,5	41	22,5
NP25	1	25,4	25	1 7/16-12UN	15	80	20,5	41	25
NP32	1 1/4	31,8	32	1 11/16-12UN	15	92	26	50	28

PRIKLJUČAK RAVNI TIPA
BSPP FEMALE FLAT FACE

VT-C50 DKR
flat face

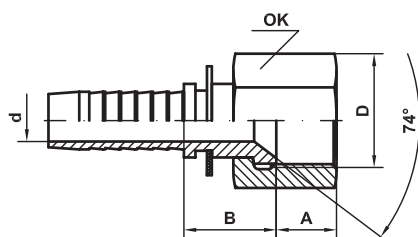


ŠIFRA CODE	hose ID		thread		cut-off			hex	drop
	in	mm	DN	D	A	B	d	OK	C
FIS 8645 NP6	1/4	6,4	6	G1/4	7	14,5	4,5	19	
NP6/8	5/16	7,9	8	G1/4	6,9	14,5	5,5	19	
NP10/8	5/16	7,9	8	G3/8	7,8	16	5,5	22	
NP10	3/8	9,5	10	G3/8	7,8	16	7,1	22	
NP13/10	3/8	9,5	10	G1/2	9	17	7,1	27	
NP13	1/2	12,7	13	G1/2	9	18	9,7	27	
NP16/13	1/2	12,7	13	G5/8	10,2	19,5	9,7	30	
NP16	5/8	15,9	16	G5/8	10,2	19,5	13	30	
NP20/16	5/8	15,9	16	G3/4	10,1	19,5	13	32	
NP20	3/4	19,0	20	G3/4	10,1	20	15,5	32	
NP25/20	3/4	19,0	20	G1	12,7	21	15,5	41	
NP25	1	25,4	25	G1	12,7	22,5	21,5	41	
NP32/25	1	25,4	25	G1 1/4	13	23	21,5	50	
NP32	1 1/4	31,8	32	G1 1/4	13	23	27	50	
NP40/32	1 1/4	31,8	32	G1 1/2	16,5	26,5	27	55	

PRIKLJUČAK KONUSNI TIPA
METRIC FEMALE

VT-D10

za zaptivni konus od 74°
for conical sealing of 74°



ŠIFRA CODE	hose ID		thread		cut-off			hex	
	in	mm	DN	D	A	B	d	OK	C
FIS 8740 NP6	1/4	6,4	6	M14x1,5	8	18	4,5	17	
NP8	5/16	7,9	8	M16x1,5	9,5	19	5,5	19	
NP10	3/8	9,5	10	M18x1,5	10	18	7,1	22	
NP13	1/2	12,7	13	M22x1,5	14	21,5	9,7	27	
NP16	5/8	15,9	16	M27x2	15,5	21,5	13	32	
NP20	3/4	19,0	20	M33x2	16,5	26	15,5	41	
NP25	1	25,4	25	M39x2	17	26,5	21,5	46	
NP32	1 1/4	31,8	32	M48x2	20	30	27	55	

PRIKLJUČCI ZA CREVA
FITTINGS FOR HOSES

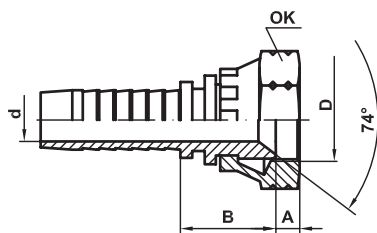
TIPA
TYPE

1SN,2SN,1ST,2ST - DIN EN 853
1SC,2SC - DIN EN 857
M - SAE 100 R6
H - SAE 100 R3

PRIKLJUČAK KONUSNI TIPA
JIC FEMALE DKJ

VT-D50 DKJ

za zaptivni konus od 74° sa UNF navojem
for conical sealing of 74° with UNF thread

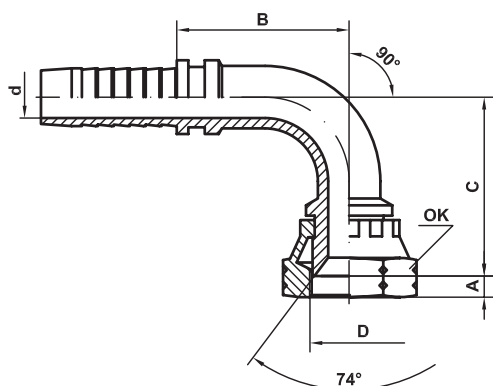


ŠIFRA CODE	hose ID		thread		cut-off			hex	drop
	in	mm	DN	D	A	B	d	OK	C
FIS 8647 NP6	1/4	6,4	6	7/16-20UNF	9,8	15	4,5	17	
NP8/6	1/4	6,4	6	1/2-20UNF	10	17	4,5	19	
NP10/6	1/4	6,4	6	9/16-18UNF	10	17	4,5	19	
NP8	5/16	7,9	8	1/2-20UNF	10	17	5,5	19	
NP10/8	5/16	7,9	8	9/16-18UNF	10	18	5,5	19	
NP12/8	5/16	7,9	8	5/8-18UNF	11	16,5	5,5	22	
NP8/10	3/8	9,5	10	1/2-20UNF	10	17	5,5	19	
NP10	3/8	9,5	10	9/16-18UNF	10	18	7,1	19	
NP12/10	3/8	9,5	10	5/8-18UNF	11	16,5	7,1	22	
NP13/10	3/8	9,5	10	3/4-16UNF	11	19,5	7,1	24	
NP10/13	1/2	12,7	13	9/16-18UNF	10	18	7,1	19	
NP13	1/2	12,7	13	3/4-16UNF	11	20	9,7	24	
NP16/13	1/2	12,7	13	7/8-14UNF	13	21	9,7	27	
NP13/16	5/8	15,9	16	3/4-16UNF	11	20	9,7	24	
NP16	5/8	15,9	16	7/8-14UNF	13	21	13	27	
NP20/16	5/8	15,9	16	1 1/16-12UN	14,5	22	13	32	
NP20	3/4	19,0	20	1 1/16-12UN	14,5	22	15,5	32	
NP25/20	3/4	19,0	20	1 5/16-12UN	15,5	23,5	15,5	41	
NP25	1	25,4	25	1 5/16-12UN	15,5	24	21,5	41	
NP32/25	1	25,4	25	1 5/8-12UN	16	25,5	21,5	50	
NP32	1 1/4	31,8	32	1 5/8-12UN	16	22,2	27	50	
NP40/32	1 1/4	31,8	32	1 7/8-12UN	23	30	27	55	
NP40	1 1/2	38,1	40	1 7/8-12UN	23	30	33,5	55	
NP50	2	50,8	50	2 1/2-12UN	26,5	31	45	75	

PRIKLJUČAK KONUSNI POV. TIPA
JIC FEMALE DKJ
90° SWEEP ELBOW

VT-D51 DKJ

za zaptivni konus od 74° sa UNF navojem
for conical sealing of 74° with UNF thread



ŠIFRA CODE	hose ID		thread		cut-off			hex	drop
	in	mm	DN	D	A	B	d	OK	C
FIS 8662 NP6	1/4	6,4	6	7/16-20UNF	9,8	23	4	17	23,5
NP8/6	1/4	6,4	6	1/2-20UNF	10	23	4	19	24,5
NP10/6	1/4	6,4	6	9/16-18UNF	10	23	4	19	26
NP8	5/16	7,9	8	1/2-20UNF	10	25,5	5,5	19	26,5
NP10/8	5/16	7,9	8	9/16-18UNF	10	25,5	5,5	19	27,5
NP10	3/8	9,5	10	9/16-18UNF	10	30,5	7	19	32
NP13/10	3/8	9,5	10	3/4-16UNF	11	30,5	7	24	33,5
NP13	1/2	12,7	13	3/4-16UNF	11	39	9,7	24	40
NP16/13	1/2	12,7	13	7/8-14UNF	13	39	9,7	27	41,5
NP16	5/8	15,9	16	7/8-14UNF	13	46	12,5	27	47
NP20/16	5/8	15,9	16	1 1/16-12UN	14,5	46	12,5	32	48,5
NP20	3/4	19,0	20	1 1/16-12UN	14,5	56	15,5	32	55
NP25/20	3/4	19,0	20	1 5/16-12UN	15,5	56	15,5	41	57
NP25	1	25,4	25	1 5/16-12UN	15,5	77	20,5	41	68
NP32/25	1	25,4	25	1 5/8-12UN	16	77	20,5	50	71
NP32	1 1/4	31,8	32	1 5/8-12UN	16	90,5	26	50	81,5
NP40/32	1 1/4	31,8	32	1 7/8-12UN	23	90,5	26	55	86

PRIKLJUČCI ZA CREVA
FITTINGS FOR HOSES

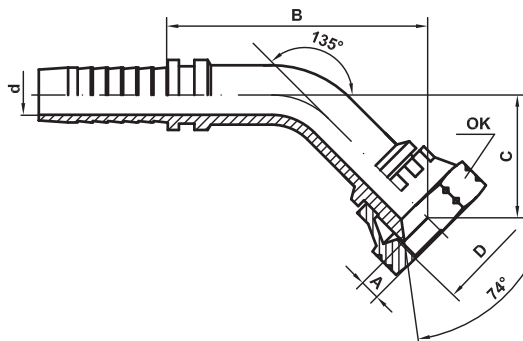
TIPA
TYPE

1SN,2SN,1ST,2ST - DIN EN 853
1SC,2SC - DIN EN 857
M - SAE 100 R6
H - SAE 100 R3

PRIKLJUČAK KONUSNI POV. TIPA
JIC FEMALE DKJ
45° SWEPT ELBOW

VT-D53 DKJ

za zaptivni konus od 74° sa UNF navojem
for conical sealing of 74° with UNF thread

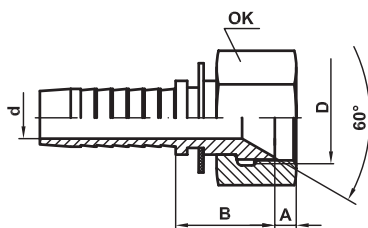


ŠIFRA CODE	hose ID		DN	thread		cut-off			hex	drop
	in	mm		D	A	B	d	OK	C	
FIS 8663 NP6	1/4	6,4	6	7/16-20UNF	9,8	40	4	17	14	
NP8/6	1/4	6,4	6	1/2-20UNF	10	40,5	4	19	14,5	
NP10/6	1/4	6,4	6	9/16-18UNF	10	41,5	4	19	15,5	
NP8	5/16	7,9	8	1/2-20UNF	10	41,5	5,5	19	15,5	
NP10/8	5/16	7,9	8	9/16-18UNF	10	42,5	5,5	19	16,5	
NP10	3/8	9,5	10	9/16-18UNF	10	48	7	19	17	
NP13/10	3/8	9,5	10	3/4-16UNF	11	49,5	7	24	18,5	
NP13	1/2	12,7	13	3/4-16UNF	11	60	9,7	24	20,5	
NP16/13	1/2	12,7	13	7/8-14UNF	13	61,5	9,7	27	22	
NP16	5/8	15,9	16	7/8-14UNF	13	75	12,5	27	24	
NP20/16	5/8	15,9	16	1 1/16-12UN	14,5	76	12,5	32	25	
NP20	3/4	19,0	20	1 1/16-12UN	14,5	66,5	15,5	32	27,5	
NP25/20	3/4	19,0	20	1 5/16-12UN	15,5	68	15,5	41	29	
NP25	1	25,4	25	1 5/16-12UN	15,5	88	20,5	41	33,5	
NP32/25	1	25,4	25	1 5/8-12UN	16	90	20,5	50	35,5	
NP32	1 1/4	31,8	32	1 5/8-12UN	16	102	26	50	38	
NP40/32	1 1/4	31,8	32	1 7/8-12UN	23	105	26	55	41	

PRIKLJUČAK KONUS. ZA KOMATSU
KOMATSU FEMALE

VT-D90

za zaptivni konus od 60°
for conical sealing of 60°

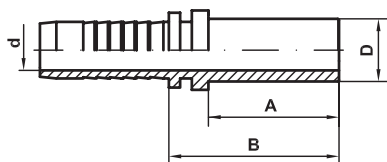


ŠIFRA CODE	hose ID		DN	thread		cut-off			hex	drop
	in	mm		D	A	B	d	OK	C	
FIS 8739 NP6	1/4	6,4	6	M14x1,5	9	18	4	17		
NP8	1/4	6,4	8	M16x1,5	8,5	16	5,5	19		
NP10	5/16	7,9	10	M18x1,5	10	19	7	22		
NP13	1/2	12,7	13	M22x1,5	14,5	22,5	9,7	27		
NP16 *	5/8	15,9	16	M24x1,5	15	21,5	12,5	30		
NP20	3/4	19,0	20	M30x1,5	18	26	15,5	36		
NP25 *	1	25,4	25	M33x1,5	21	24	21,5	41		
NP32 *	1 1/4	31,8	32	M36x1,5	21	26,5	24	46		
NP40 *	1 1/2	38,1	40	M42x1,5	24	30	28	55		

* stezana navrtka / crimped nut

PRIKLJUČAK CEVNI TIPA
METRIC STANDPIPE
BEL DIN2353

VT-F10 BEL



ŠIFRA CODE	hose ID		DN	pipe		cut-off		
	in	mm		D	A	B	d	
FIS 8365 NP4/6	1/4	6,4	6	6	20	26	3,5	
NP6	1/4	6,4	6	8	22	28	4,5	
NP8	5/16	7,9	8	10	22	28,5	5,5	
NP4/10	3/8	9,5	10	6	20	26,5	7,1	
NP8/10	3/8	9,5	10	6	22	28,5	7,1	
NP10	3/8	9,5	10	12	23	30	7,1	
NP13	1/2	12,7	13	15	25	33,5	9,7	
NP16	5/8	15,9	16	18	26	34,5	13	
NP20	3/4	19,0	20	22	28	37	15,5	
NP25	1	25,4	25	28	30	40,5	21,5	
NP32	1 1/4	31,8	32	35	35	46	27	

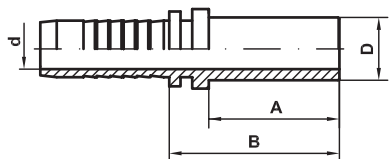
PRIKLJUČCI ZA CREVA
FITTINGS FOR HOSES

TIPA
TYPE

1SN,2SN,1ST,2ST - DIN EN 853
1SC,2SC - DIN EN 857
M - SAE 100 R6
H - SAE 100 R3

PRIKLJUČAK CEVNI TIPA
METRIC STANDPIPE
BES DIN2353

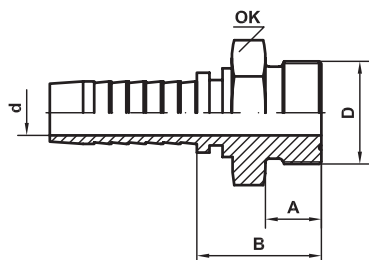
VT-F20 BES



ŠIFRA CODE	hose ID		DN	plpe D	cut-off		
	in	mm			A	B	d
FIS 8366 NP6	1/4	6,4	6	10	24	30	4,5
NP8	5/16	7,9	8	12	25	32,5	5,5
NP10/8	5/16	7,9	8	14	28	34,5	5,5
NP10	3/8	9,5	10	14	27	34,5	7,1
NP13/10	3/8	9,5	10	16	30	36,5	7,1
NP13	1/2	12,7	13	16	30	38,5	9,7
NP16	5/8	15,9	16	20	32	40,5	13
NP20	3/4	19,0	20	25	35	44	15,5
NP25	1	25,4	25	30	40	51	21,5
NP32	1 1/4	31,8	32	38	45	56	27

PRIKLJUČAK RAVNI NAVOJNI TIPA
METRIC MALE FLAT FACE

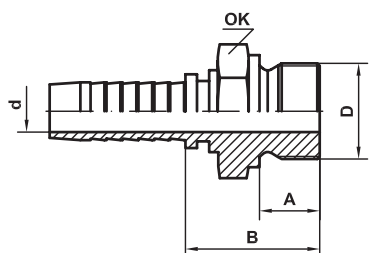
VT-G10 AGM
flat face



ŠIFRA CODE	hose ID		DN	thread D	cut-off			hex	
	in	mm			A	B	d	OK	C
FIS 8130 NP4/6	1/4	6,4	6	M12x1,5	10	21,5	3	17	
NP6	1/4	6,4	6	M14x1,5	10	22	4,5	17	
NP8	5/16	7,9	8	M16x1,5	10	22,5	5,5	19	
NP10	3/8	9,5	10	M18x1,5	10	23,5	7,1	22	
NP13	1/2	12,7	13	M22x1,5	12	26,5	9,7	27	
NP16	5/8	15,9	16	M26x1,5	12	27,5	13	32	
NP20	3/4	19,0	20	M30x1,5	12	31	15,5	36	
NP25	1	25,4	25	M38x1,5	14	37	21,5	46	
NP32	1 1/4	31,8	32	M45x1,5	14	39	27	55	

PRIKLJUČAK RAVNI NAVOJNI TIPA
METRIC MALE FLAT FACE

VT-G30 AGM
flat face



ŠIFRA CODE	hose ID		DN	thread D	cut-off			hex	
	in	mm			A	B	d	OK	C
FIS 8112 NP4/6	1/4	6,4	6	M12x1,5	12	26,5	3	17	
NP6	1/4	6,4	6	M14x1,5	12	26,5	4,5	19	
NP8	5/16	7,9	8	M16x1,5	12	27	5,5	22	
NP10	3/8	9,5	10	M18x1,5	12	28	7,1	24	
NP13	1/2	12,7	13	M22x1,5	14	31,5	9,7	27	
NP16	5/8	15,9	16	M26x1,5	16	34,5	13	32	
NP20	3/4	19,0	20	M30x1,5	16	38	15,5	36	
NP25	1	25,4	25	M38x1,5	16	41	21,5	46	
NP32	1 1/4	31,8	32	M45x1,5	16	43	27	55	

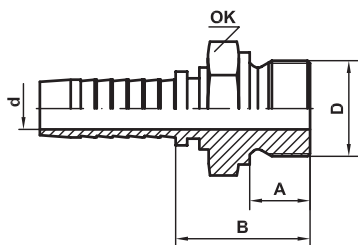
PRIKLJUČCI ZA CREVA
FITTINGS FOR HOSES

TIPA
TYPE

1SN,2SN,1ST,2ST - DIN EN 853
1SC,2SC - DIN EN 857
M - SAE 100 R6
H - SAE 100 R3

PRIKLJUČAK NAVOJNI RAVNI TIPA
BSP MALE FLAT FACE

VT-G50 **AGR**
flat face

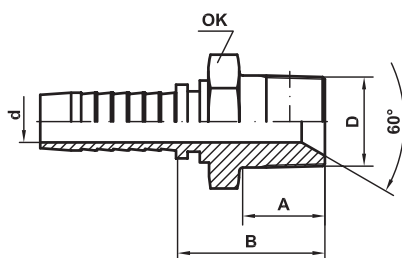


ŠIFRA CODE	hose ID		DN	thread		cut-off		hex
	in	mm		D	A	B	d	OK
FIS 8330 NP4/6	1/4	6,4	6	G1/8-A	9	22	3	14
NP6	1/4	6,4	6	G1/4-A	12	25	4,5	19
NP10/8	5/16	7,9	8	G3/8-A	12	27,5	5,5	22
NP10	3/8	9,5	10	G3/8-A	12	28,5	7,1	22
NP13/10	3/8	9,5	10	G1/2-A	14	30,5	7,1	27
NP13	1/2	12,7	13	G1/2-A	14	31,5	9,7	27
NP16/13	1/2	12,7	13	G5/8-A	16	33,5	9,7	30
NP16	5/8	15,9	16	G5/8-A	16	33,5	13	30
NP20/16	5/8	15,9	16	G3/4-A	16	36,5	13	32
NP20	3/4	19,0	20	G3/4-A	16	37,5	15,5	32
NP25/20	3/4	19,0	20	G1-A	16	38	15,5	41
NP25	1	25,4	25	G1-A	16	39,5	21,5	41
NP32/25	1	25,4	25	G1 1/4-A	16	39,5	21,5	50
NP32	1 1/4	31,8	32	G1 1/4-A	16	42	27	50
NP40/32	1 1/4	31,8	32	G1 1/2-A	16	43	27	55

PRIKLJUČAK NAVOJNI RAVNI TIPA
NPT MALE TYPE

VT-G60 **AGN**

samozaptivajući NPT navoj
NPT thread flat connection



ŠIFRA CODE	hose ID		DN	thread		cut-off		hex
	in	mm		D	A	B	d	OK
FIS 8337 NP4/6	1/4	6,4	6	1/8-27NPT	10	21,5	4,5	12
NP6	1/4	6,4	6	1/4-18NPT	15,1	27	4,5	17
NP8	5/16	7,9	8	3/8-18NPT	15,2	27,5	5,5	19
NP6/10	3/8	9,5	10	1/4-18NPT	15,1	27,5	5,5	17
NP10	3/8	9,5	10	3/8-18NPT	15,2	27,5	7,1	19
NP13/10	3/8	9,5	10	1/2-14NPT	19,9	33,5	7,1	22
NP10/13	1/2	12,7	13	3/8-18NPT	15,2	29,5	9,7	19
NP13	1/2	12,7	13	1/2-14NPT	19,9	34,5	9,7	22
NP16	5/8	15,9	16	3/4-14NPT	20,2	35,5	13	30
NP20	3/4	19,0	20	3/4-14NPT	20,2	37	15,5	30
NP25	1	25,4	25	1-11 1/2NPT	25	44,5	21,5	36
NP32	1 1/4	31,8	32	1 1/4-11 1/2NPT	25	48	27	46
NP40	1 1/2	38,1	40	1 1/2-11 1/2NPT	26	48,5	33,5	50
NP50	2	50,8	50	2-11 1/2NPT	27	52	45	65

PRIKLJUČCI ZA CREVA
FITTINGS FOR HOSES

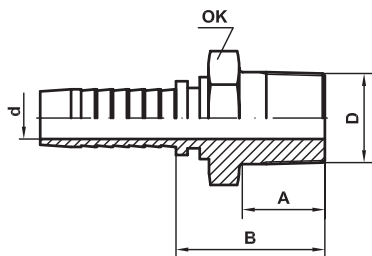
TIPA
TYPE

1SN,2SN,1ST,2ST - DIN EN 853
1SC,2SC - DIN EN 857
M - SAE 100 R6
H - SAE 100 R3

PRIKLJUČAK NAVOJNI RAVNI TIPA
BSPT MALE TAPER TYPE

VT-G70 AGR-K

samozaptivajući konični colovni navoj
flat connection conical BSPT thread

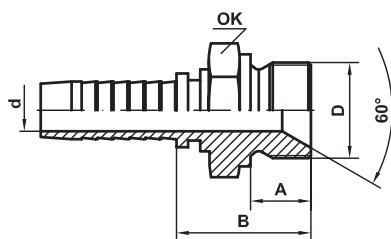


ŠIFRA CODE	hose ID		DN	thread		cut-off			hex
	in	mm		D	A	B	d	OK	
FIS 8347 NP4/6	1/4	6,4	6	R 1/8	10	22	4,5	12	
NP6	1/4	6,4	6	1/4	15,1	26,5	4,5	14	
NP10/8	5/16	7,9	8	3/8	15,2	28	5,5	19	
NP6/10	3/8	9,5	10	1/4	15,1	27,5	5,5	17	
NP10	3/8	9,5	10	3/8	15,2	28	7,1	19	
NP13/10	3/8	9,5	10	1/2	20	33	7,1	22	
NP10/13	1/2	12,7	13	3/8	15,2	29,5	9,7	19	
NP13	1/2	12,7	13	1/2	20	34,5	9,7	22	
NP16	5/8	15,9	16	5/8	20	35,5	13	24	
NP20/16	5/8	15,9	16	3/4	20	35,5	13	30	
NP20	3/4	19,0	20	3/4	20	37	15,5	30	
NP25/20	3/4	19,0	20	1	25	43,5	15,5	36	
NP25	1	25,4	25	1	25	44,5	21,5	36	
NP32	1 1/4	31,8	32	1 1/4	25,6	48	27	46	
NP40	1 1/2	38,1	40	1 1/2	26	48,5	33,5	50	
NP50	2	50,8	50	2	30	54,5	45	65	

PRIKLJUČ. NAVOJNI LOPT. TIPA
BSP PARALLEL MALE

VT-H40 AGR

za zaptivni konus od 60° sa BSP navojem
for conical sealing of 60° with BSP thread



ŠIFRA CODE	hose ID		DN	thread		cut-off			hex
	in	mm		D	A	B	d	OK	
FIS 8326 NP4/6	1/4	6,4	6	G1/8-A	9	22	4,5	14	
NP6	1/4	6,4	6	G1/4-A	12	25,5	4,5	19	
NP10/8	5/16	7,9	8	G3/8-A	12	26	5,5	22	
NP6/10	3/8	9,5	10	G1/4-A	12	25	5,5	19	
NP10	3/8	9,5	10	G3/8-A	12	26	7,1	22	
NP13/10	3/8	9,5	10	G1/2-A	14	29	7,1	27	
NP10/13	1/2	12,7	13	G3/8-A	12	27,5	9,7	22	
NP13	1/2	12,7	13	G1/2-A	14	31	9,7	27	
NP16	5/8	15,9	16	G5/8-A	16	33	13	30	
NP20/16	5/8	15,9	16	G3/4-A	16	34	13	32	
NP20	3/4	19,0	20	G3/4-A	16	35	15,5	32	
NP25/20	3/4	19,0	20	G1-A	19	39	15,5	41	
NP25	1	25,4	25	G1-A	19	41	21,5	41	
NP32	1 1/4	31,8	32	G1 1/4-A	20	44	27	50	
NP40	1 1/2	38,1	40	G1 1/2-A	22	46	33,5	55	
NP50	2	50,8	50	G2-A	25	50	45	70	

PRIKLJUČCI ZA CREVA
FITTINGS FOR HOSES

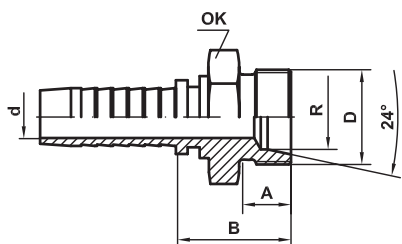
TIPA
TYPE

1SN,2SN,1ST,2ST - DIN EN 853
1SC,2SC - DIN EN 857
M - SAE 100 R6
H - SAE 100 R3

PRIKLJUČAK NAVOJNI CEVNI TIPA
METRIC PARALLEL MALE CEL

VT-J10 CEL

za zaptivni konus od 24° laki red DIN 3902
for conical sealing of 24° light series DIN3902

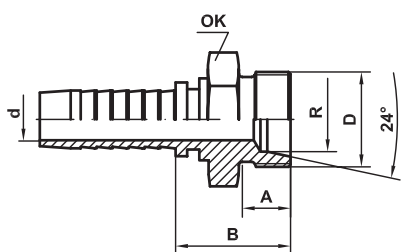


ŠIFRA CODE	hose ID		DN	thread		cut-off			hex	
	in	mm		D	A	B	d	R	OK	
FIS 8338 NP4/6	1/4	6,4	6	M12x1,5	10	22	4,5	6	14	
NP6	1/4	6,4	6	M14x1,5	10	22	4,5	8	17	
NP8/6	1/4	6,4	6	M16x1,5	11	24	4,5	10	17	
NP8	5/16	7,9	8	M16x1,5	11	24	5,5	10	17	
NP10/8	5/16	7,9	8	M18x1,5	11	24	5,5	12	19	
NP8/10	3/8	9,5	10	M16x1,5	11	24	7,1	10	17	
NP10	3/8	9,5	10	M18x1,5	11	24	7,1	12	19	
NP13/10	3/8	9,5	10	M22x1,5	12	25,5	7,1	15	22	
NP10/13	1/2	12,7	13	M18x1,5	11	25,5	9,7	12	22	
NP13	1/2	12,7	13	M22x1,5	12	26,5	9,7	15	22	
NP16/13	1/2	12,7	13	M26x1,5	12	26,5	9,7	18	27	
NP16	5/8	15,9	16	M26x1,5	12	27	13	18	27	
NP20	3/4	19,0	20	M30x2	14	31	15,5	22	32	
NP25	1	25,4	25	M36x2	14	33,5	21,5	28	41	
NP32	1 1/4	31,8	32	M45x2	16	38,5	27	35	50	
NP40	1 1/2	38,1	40	M52x2	22	46,1	33,5	42	55	

PRIKLJUČAK NAVOJNI CEVNI TIPA
METRIC PARALLEL MALE CES

VT-J20 CES

za zaptivni konus od 24° teški red DIN 3902
for conical sealing of 24° heavy series DIN3902



ŠIFRA CODE	hose ID		DN	thread		cut-off			hex	
	In	mm		D	A	B	d	R	OK	
FIS 8339 NP4/6	1/4	6,4	6	M16x1,5	12	24	4,5	8	17	
NP6	1/4	6,4	6	M18x1,5	12	24	4,5	10	19	
NP8	5/16	7,9	8	M20x1,5	12	25	5,5	12	22	
NP10/8	5/16	7,9	8	M22x1,5	14	27	5,5	14	24	
NP6/10	3/8	9,5	10	M18x1,5	12	24	7,1	10	19	
NP8/10	3/8	9,5	10	M20x1,5	12	25	7,1	12	22	
NP10	3/8	9,5	10	M22x1,5	14	27	7,1	14	24	
NP8/13	1/2	12,7	13	M20x1,5	12	26,5	9,7	12	22	
NP13	1/2	12,7	13	M24x1,5	14	29	9,7	16	27	
NP16	5/8	15,9	16	M30x2	16	31,5	13	20	32	
NP16/20	3/4	19,0	20	M30x2	16	32,5	15,5	20	32	
NP20	3/4	19,0	20	M36x2	18	35	15,5	25	41	
NP20/25	1	25,4	25	M36x2	18	36,5	21,5	25	41	
NP25	1	25,4	25	M42x2	20	39	21,5	30	46	
NP32	1 1/4	31,8	32	M52x2	22	46	27	38	55	

PRIKLJUČCI ZA CREVA
FITTINGS FOR HOSES

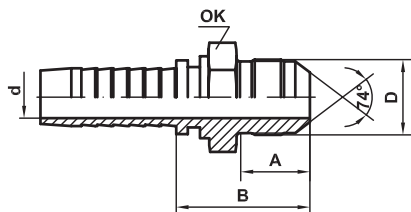
TIPA
TYPE

1SN,2SN,1ST,2ST - DIN EN 853
1SC,2SC - DIN EN 857
M - SAE 100 R6
H - SAE 100 R3

PRIKLJUČAK NAVOJ. KONUS. TIPA
METRIC MALE

VT-K10

za zaptivni konus od 74° sa metričkim navojem
for conical sealing of 74° with metric thread

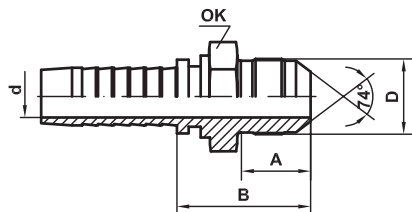


ŠIFRA CODE	hose ID		thread		cut-off			hex	
	in	mm	DN	D	A	B	d	OK	C
FIS 8323 NP4/6	1/4	6,4	6	M12x1,5	14	26	3	14	
NP6	1/4	6,4	6	M14x1,5	14,5	27	4,5	17	
NP8	5/16	7,9	8	M16x1,5	15,5	28	5,5	19	
NP10	3/8	9,5	10	M18x1,5	17	30,5	7,1	22	
NP13	1/2	12,7	13	M22x1,5	19	33,5	9,7	24	
NP16	5/8	15,9	16	M27x2	22	37,5	13	32	
NP20	3/4	19,0	20	M33x2	23	41,5	15,5	36	
NP25	1	25,4	25	M39x2	25	47	21,5	41	
NP32	1 1/4	31,8	32	M48x2	28	52	27	50	

PRIKLJUČAK NAVOJ. KONUS. TIPA
JIC MALE TYPE

VT-K20 AGJ

za zaptivni konus od 74° sa UNF navojem SAE J514
for conical sealing of 74° with UNF thread SAE J514



ŠIFRA CODE	hose ID		thread		cut-off			hex	
	in	mm	DN	D	A	B	d	OK	C
FIS 8348 NP6	1/4	6,4	6	7/16-20UNF	14	25,6	4,5	12	
NP8/6	1/4	6,4	6	1/2-20UNF	14	26	4,5	14	
NP6/8	5/16	7,9	8	7/16-20UNF	14	25,7	4,5	14	
NP8	5/16	7,9	8	1/2-20UNF	14	25,7	5,5	14	
NP10/8	5/16	7,9	8	9/16-18UNF	14	27,2	5,5	17	
NP6/10	3/8	9,5	10	7/16-20UNF	14	27,2	4,5	17	
NP10	3/8	9,5	10	9/16-18UNF	14	27,2	7,1	17	
NP13/10	3/8	9,5	10	3/4-16UNF	17	31	7,1	22	
NP10/13	1/2	12,7	13	9/16-18UNF	14	28,2	7,1	19	
NP13	1/2	12,7	13	3/4-16UNF	17	31,7	9,7	22	
NP16/13	1/2	12,7	13	7/8-14UNF	19	33,7	9,7	24	
NP13/16	5/8	15,9	16	3/4-16UNF	17	31,9	9,7	22	
NP16	5/8	15,9	16	7/8-14UNF	19	34	13	24	
NP20/16	5/8	15,9	16	1 1/16-12UN	22	37,9	13	32	
NP20	3/4	19,0	20	1 1/16-12UN	22	38,5	15,5	32	
NP25/20	3/4	19,0	20	1 5/16-12UN	23	41	15,5	36	
NP25	1	25,4	25	1 5/16-12UN	23	42,7	21,5	36	
NP32/25	1	25,4	25	1 5/8-12UN	24,5	46,7	21,5	46	
NP32	1 1/4	31,8	32	1 5/8-12UN	24,5	46,7	27	46	
NP40/32	1 1/4	31,8	32	1 7/8-12UN	28	50,7	27	50	
NP40	1 1/2	38,1	40	1 7/8-12UN	28	51,2	33,5	50	

PRIKLJUČCI ZA CREVA
FITTINGS FOR HOSES

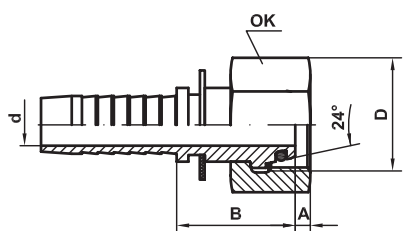
TIPA
TYPE

1SN,2SN,1ST,2ST - DIN EN 853
1SC,2SC - DIN EN 857
M - SAE 100 R6
H - SAE 100 R3

PRIKLJUČAK KUPASTI TIPA
METRIC "O" RING FEMALE

VT-M10 DKO L

za zaptivni konus od 24° laki red DIN 3902
for conical sealing of 24° light series DIN 3902



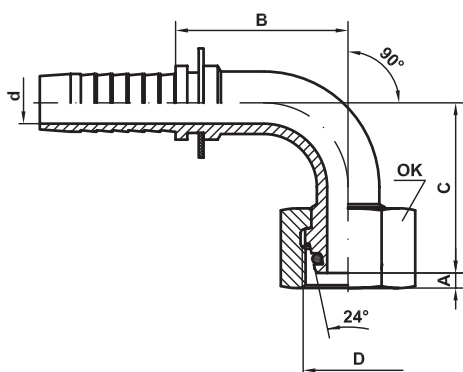
ŠIFRA CODE	hose ID		DN	thread D	cut-off			hex OK	drop C
	in	mm			A	B	d		
FIS 8733 NP6	1/4	6,4	6	M14x1,5	2,5	24,5	4,5	17	
NP8/6	1/4	6,4	6	M16x1,5	1,7	26	4,5	19	
NP8	5/16	7,9	8	M16x1,5	1,7	26,5	5,5	19	
NP10/8	5/16	7,9	8	M18x1,5	2,5	27	5,5	22	
NP10	3/8	9,5	10	M18x1,5	2,5	27	7,1	22	
NP8/10 *	3/8	9,5	10	M16x1,5	2,5	30	5,5	22	
NP13/10	3/8	9,5	10	M22x1,5	3,5	26,5	7,1	27	
NP13	1/2	12,7	13	M22x1,5	3,5	27,5	9,7	27	
NP16/13	1/2	12,7	13	M26x1,5	4	28,5	9,7	32	
NP16	5/8	15,9	16	M26x1,5	4	28	13	32	
NP20	3/4	19,0	20	M30x2	4,5	31,5	15,5	36	
NP25/20	3/4	19,0	20	M36x2	5	32,5	15,5	41	
NP25	1	25,4	25	M36x2	5	33,5	21,5	41	
NP32	1 1/4	31,8	32	M45x2	5	39,5	27	50	
NP40	1 1/2	38,1	40	M52x2	5,5	40	33,5	60	

* stezana navrtka / crimped nut

PRIKLJUČAK KUPASTI POV. TIPA
METRIC "O" RING FEMALE
90° SWEPT ELBOW

VT-M11 DKO L

za zaptivni konus od 24° laki red DIN 3902
for conical sealing of 24° light series DIN 3902



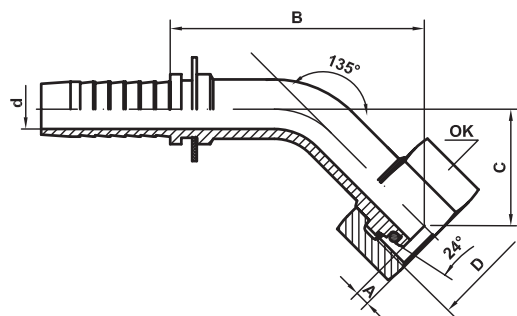
ŠIFRA CODE	hose ID		DN	thread D	cut-off			hex OK	drop C
	in	mm			A	B	d		
FIS 8737 NP6	1/4	6,4	6	M14x1,5	2,5	25	4	17	27
NP8/6	1/4	6,4	6	M16x1,5	1,7	25	4	19	30
NP8	5/16	7,9	8	M16x1,5	1,7	28,5	5,5	19	32
NP10/8	5/16	7,9	8	M18x1,5	2,5	28,5	5,5	22	33
NP8/10 *	3/8	9,5	10	M16x1,5	2,5	30	5,5	22	36
NP10	3/8	9,5	10	M18x1,5	2,5	34	7	22	35
NP13/10	3/8	9,5	10	M22x1,5	3,5	31,5	7	27	39,5
NP13	1/2	12,7	13	M22x1,5	3,5	40	9,7	27	34
NP16	5/8	15,9	16	M26x1,5	4	47	12,5	32	46,5
NP20	3/4	19,0	20	M30x2	4,5	57	15,5	36	54
NP25	1	25,4	25	M36x2	5	79,5	26	41	66
NP32	1 1/4	31,8	32	M45x2	5	91,5	26	50	78

* stezana navrtka / crimped nut

PRIKLJUČAK KUPASTI POV. TIPA
METRIC "O" RING FEMALE
45° SWEPT ELBOW

VT-M13 DKO L

za zaptivni konus od 24° laki red DIN 3902
for conical sealing of 24° light series DIN 3902

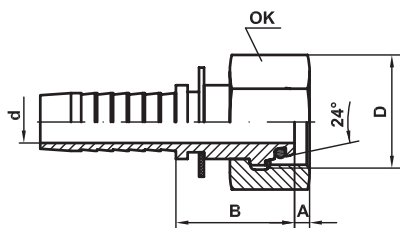


ŠIFRA CODE	hose ID		DN	thread D	cut-off			hex OK	drop C
	in	mm			A	B	d		
FIS 8738 NP6	1/4	6,4	6	M14x1,5	2,5	41	4	17	15
NP8/6	1/4	6,4	6	M16x1,5	1,7	42	4	19	16,5
NP8	5/16	7,9	8	M16x1,5	1,7	44,5	5,5	19	16,5
NP10/8	5/16	7,9	8	M18x1,5	2,5	46	5,5	22	18
NP10	3/8	9,5	10	M18x1,5	2,5	50	7	22	18
NP13	1/2	12,7	13	M22x1,5	3,5	62	9,7	27	20,5
NP16	5/8	15,9	16	M26x1,5	4	74	12,5	32	23
NP20	3/4	19,0	20	M30x2	4,5	66	15,5	36	27
NP25	1	25,4	25	M36x2	5	87	20,5	41	32
NP32	1 1/4	31,8	32	M45x2	5	100	26	50	36

PRIKLJUČCI ZA CREVA
FITTINGS FOR HOSES

TIPA
TYPE

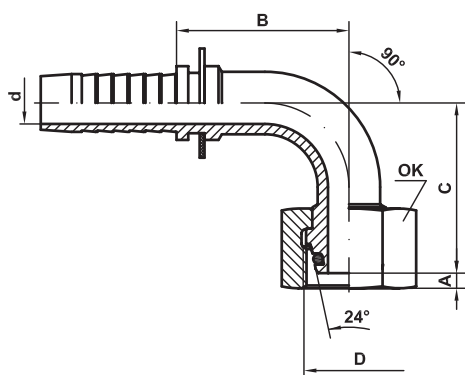
1SN,2SN,1ST,2ST - DIN EN 853
1SC,2SC - DIN EN 857
M - SAE 100 R6
H - SAE 100 R3



PRIKLJUČAK KUPASTI TIPA
METRIC "O" RING FEMALE
za zaptivni konus od 24° teški red DIN 3902
for conical sealing of 24° heavy series DIN 3902

VT-M20 DKO S

ŠIFRA CODE	hose ID		DN	thread		cut-off			hex	drop
	in	mm		D	A	B	d	OK	C	
FIS 8734 NP4/6	1/4	6,4	6	M16x1,5	4	24,5	4,5	19		
NP6	1/4	6,4	6	M18x1,5	3,2	26	4,5	22		
NP6/8	5/16	7,9	8	M18x1,5	3,2	26,5	5,5	24		
NP8	5/16	7,9	8	M20x1,5	3	27	5,5	24		
NP8/10	3/8	9,5	10	M20x1,5	3	27	7,1	24		
NP10	3/8	9,5	10	M22x1,5	4,5	31	7,1	27		
NP10/13	1/2	12,7	13	M22x1,5	4,5	31,5	9,7	27		
NP13	1/2	12,7	13	M24x1,5	4	32,5	9,7	30		
NP16	5/8	15,9	16	M30x2	5,5	35,5	13	36		
NP16/20	3/4	19,0	20	M30x2	5,5	36	14	36		
NP20	3/4	19,0	20	M36x2	6,5	40	15,5	41		
NP20/25	1	25,4	25	M36x2	6,5	41	18	41		
NP25	1	25,4	25	M42x2	7	43	21,5	50		
NP32	1 1/4	31,8	32	M52x2	9,5	47,5	27	60		

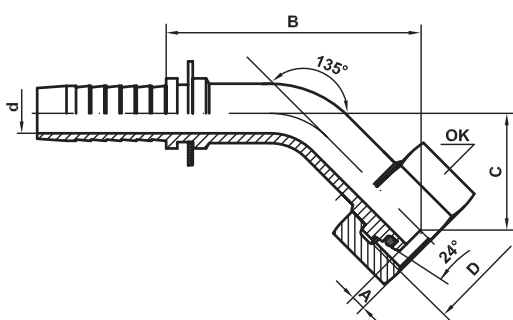


PRIKLJUČAK KUPASTI POV. TIPA
METRIC "O" RING FEMALE
90° SWEPT ELBOW

VT-M21 DKO S

za zaptivni konus od 24° teški red DIN 3902
for conical sealing of 24° heavy series DIN 3902

ŠIFRA CODE	hose ID		DN	thread		cut-off			hex	drop
	in	mm		D	A	B	d	OK	C	
FIS 8735 NP4/6	1/4	6,4	6	M16x1,5	4	25	4	19	27	
NP6	1/4	6,4	6	M18x1,5	3,2	25	4	22	30	
NP6/8	5/16	7,9	8	M18x1,5	3,2	28,5	5,5	24	32	
NP8	5/16	7,9	8	M20x1,5	3	28,5	5,5	24	33	
NP8/10	3/8	9,5	10	M20x1,5	3	34	7	24	35	
NP10	3/8	9,5	10	M22x1,5	4,5	31,5	7	27	36	
NP10/13	1/2	12,7	13	M22x1,5	4,5	40	9,7	27	40,5	
NP13	1/2	12,7	13	M24x1,5	4	40	9,7	30	42	
NP16	5/8	15,9	16	M30x2	5,5	47	12,5	36	50	
NP16/20	3/4	19,0	20	M30x2	5,5	57	14	36	56	
NP20	3/4	19,0	20	M36x2	6,5	57	15,5	41	58	
NP20/25	1	25,4	25	M36x2	6,5	79,5	18	41	69	
NP25	1	25,4	25	M42x2	7	79,5	20,5	50	70	
NP32	1 1/4	31,8	32	M52x2	9,5	91,5	26	60	81,5	



PRIKLJUČAK KUPASTI POV. TIPA
METRIC "O" RING FEMALE
45° SWEPT ELBOW

VT-M23 DKO S

za zaptivni konus od 24° teški red DIN 3902
for conical sealing of 24° heavy series DIN 3902

ŠIFRA CODE	hose ID		DN	thread		cut-off			hex	drop
	in	mm		D	A	B	d	OK	C	
FIS 8736 NP4/6	1/4	6,4	6	M16x1,5	4	41	4	19	15	
NP6	1/4	6,4	6	M18x1,5	3,2	42	4	19	16,5	
NP6/8	5/16	7,9	8	M18x1,5	3,2	44,5	5,5	24	16,5	
NP8	5/16	7,9	8	M20x1,5	3	46	5,5	24	18	
NP8/10	3/8	9,5	10	M20x1,5	3	50	7	24	18	
NP10	3/8	9,5	10	M22x1,5	4,5	52	7	27	20	
NP10/13	1/2	12,7	13	M22x1,5	4,5	63,5	9	27	22	
NP13	1/2	12,7	13	M24x1,5	4	64	9,7	30	22,5	
NP16	5/8	15,9	16	M30x2	5,5	77	12,5	36	26	
NP16/20	3/4	19,0	20	M30x2	5,5	67,5	14	36	28,5	
NP20	3/4	19,0	20	M36x2	6,5	68,5	15,5	41	29,5	
NP20/25	1	25,4	25	M36x2	6,5	89	18	41	34	
NP25	1	25,4	25	M42x2	7	90	20,5	50	35	
NP32	1 1/4	31,8	32	M52x2	9,5	102	26	60	38	

PRIKLJUČCI ZA CREVA
FITTINGS FOR HOSES

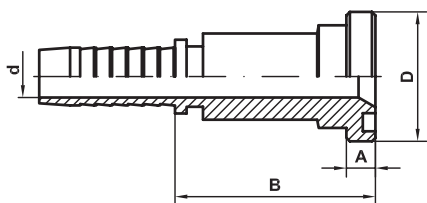
TIPA
TYPE

1SN,2SN,1ST,2ST - DIN EN 853
1SC,2SC - DIN EN 857
M - SAE 100 R6
H - SAE 100 R3

PRIKLJUČAK PRIRUBNIČKI TIPA
SAE FLANGE 3000 psi

VT-P10 SFL-3

za pritiske do 210 bara SAE J518
for pressure until 210 bar SAE J518

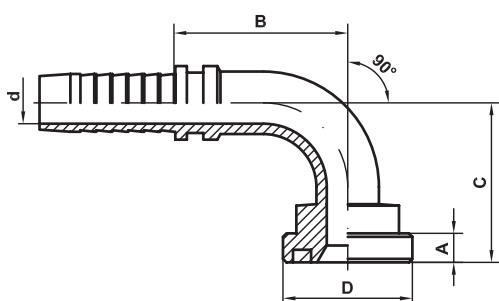


ŠIFRA CODE	hose ID			flange		cut-off		
	in	mm	DN	D	A	B	d	
FIS 8329 NP13	1/2	12,7	13	30,2	6,73	45,5	9,7	
NP20	3/4	19,0	20	38,1	6,73	52	15,5	
NP25	1	25,4	25	44,5	8	54	21,5	
NP32	1 1/4	31,8	32	50,8	8	61,5	27	
NP40	1 1/2	38,1	40	60,3	8	63	33,5	
NP50	2	50,8	50	71,4	9,52	69	45	

PRIKLJUČAK PRIRUBNIČKI TIPA
SAE FLANGE 3000 psi

VT-P11 SFL-3-90

za pritiske do 210 bara SAE J518
for pressure until 210 bar SAE J518



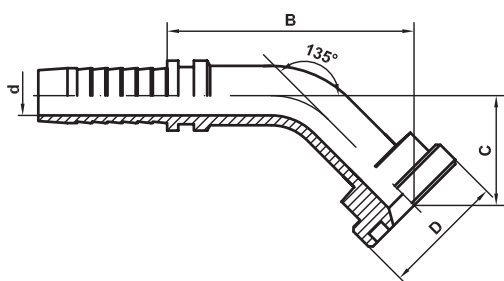
ŠIFRA CODE	hose ID			flange		cut-off			drop
	in	mm	DN	D	A	B	d	C	
FIS 8424/90 NP13	1/2	12,7	13	30,2	6,73	39	9,7	40	
NP20	3/4	19,0	20	38,1	6,73	56	15,5	54	
NP25	1	25,4	25	44,5	8	77,5	20,5	65,5	
NP32	1 1/4	31,8	32	50,8	8	81	26	83	
FIS 8603	NP40 *	1 1/2	38,1	40	60,3	8	109	34	103
FIS 8603	NP50 *	2	50,8	50	71,4	9,52	132	45	122

* Zavareni priključci (Welded fittings)

PRIKLJUČAK PRIRUBNIČKI TIPA
SAE FLANGE 3000 psi

VT-P13 SFL-3-45

za pritiske do 210 bara SAE J518
for pressure until 210 bar SAE J518



ŠIFRA CODE	hose ID			flange		cut-off			drop
	in	mm	DN	D	A	B	d	C	
FIS 8424/45 NP13	1/2	12,7	13	30,2	6,73	60	9,7	20	
FIS 8425/45 NP20	3/4	19,0	20	38,1	6,73	64,5	15,5	27	
FIS 8425/45 NP25/20	3/4	19,0	20	44,5	8	66	15,5	28	
FIS 8425/45 NP25	1	25,4	25	44,5	8	85,5	20,5	31,5	
FIS 8425/45 NP32	1 1/4	31,8	32	50,8	8	97,5	26	34,5	
FIS 8605	NP40 *	1 1/2	38,1	40	60,3	8	98,6	34	38,6
FIS 8605	NP50 *	2	50,8	50	71,4	9,52	117,5	44	44,5

* Zavareni priključci (Welded fittings)

PRIKLJUČCI ZA CREVA
FITTINGS FOR HOSES

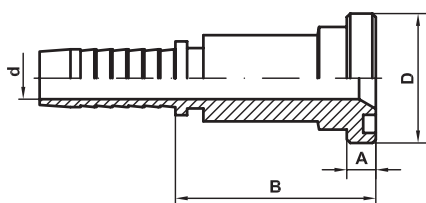
TIPA
TYPE

1SN,2SN,1ST,2ST - DIN EN 853
1SC,2SC - DIN EN 857
M - SAE 100 R6
H - SAE 100 R3

PRIKLJUČAK PRIRUBNIČKI TIPA
SAE FLANGE 6000 psi

VT-P20 SFL-6

za pritiske do 420 bara SAE J518
for pressure until 420 bar SAE J518

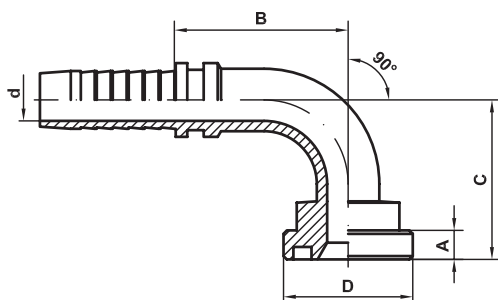


ŠIFRA CODE	hose ID		DN	flange		cut-off	
	in	mm		D	A	B	d
FIS 8349 NP13	1/2	12,7	13	31,8	7,47	47,5	9,7
NP20	3/4	19,0	20	41,3	8,76	55,5	15,5
NP25	1	25,4	25	47,6	9,52	60	21,5
NP32	1 1/4	31,8	32	54	10,28	70,5	27
NP40	1 1/2	38,1	40	63,5	12,57	75	33,5
NP50	2	50,8	50	79,4	12,57	85	45

PRIKLJUČAK PRIRUBNIČKI TIPA
SAE FLANGE 6000 psi

VT-P21 SFL-6-90

za pritiske do 420 bara SAE J518
for pressure until 420 bar SAE J518



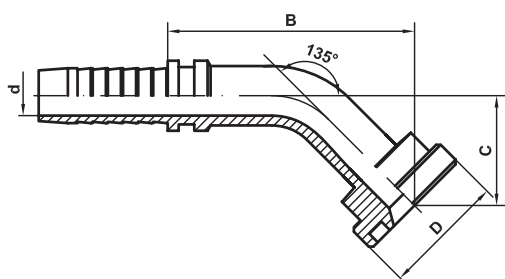
ŠIFRA CODE	hose ID		DN	flange		cut-off		drop
	in	mm		D	A	B	d	C
FIS 8426/90 NP13	1/2	12,7	13	31,8	7,47	39	9,7	41
NP20	3/4	19,0	20	41,3	8,76	56	15,5	57
NP25	1	25,4	25	47,6	9,52	77,5	20,5	72
NP32	1 1/4	31,8	32	54	10,28	90,5	26	85
FIS 8606 NP40 *	1 1/2	38,1	40	63,5	12,57	109	34	116
FIS 8606 NP50 *	2	50,8	50	79,4	12,57	132	45	143

* Zavareni priključci (Welded fittings)

PRIKLJUČAK PRIRUBNIČKI TIPA
SAE FLANGE 6000 psi

VT-P23 SFL-6-45

za pritiske do 420 bara SAE J518
for pressure until 420 bar SAE J518



ŠIFRA CODE	hose ID		DN	flange		cut-off		drop
	in	mm		D	A	B	d	C
FIS 8426/45 NP13	1/2	12,7	13	31,8	7,47	63	9,7	21
FIS 8427/45 NP20	3/4	19,0	20	41,3	8,76	67	15,5	29
FIS 8427/45 NP25	1	25,4	25	47,6	9,52	90	20,5	36
FIS 8427/45 NP32	1 1/4	31,8	32	54	10,28	103,5	26	40,5
FIS 8608 NP40 *	1 1/2	38,1	40	63,5	12,57	107	34	47
FIS 8608 NP50 *	2	50,8	50	79,4	12,57	132,5	45	59,5

* Zavareni priključci (Welded fittings)

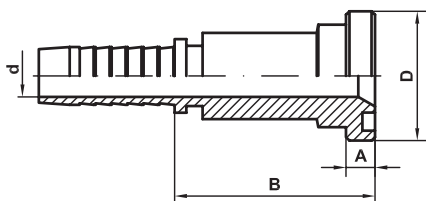
PRIKLJUČCI ZA CREVA
FITTINGS FOR HOSES

TIPA
TYPE

1SN,2SN,1ST,2ST - DIN EN 853
1SC,2SC - DIN EN 857
M - SAE 100 R6
H - SAE 100 R3

PRIKLJUČAK PRIRUBNIČKI ZA KOMATSU
KOMATSU FLANGE

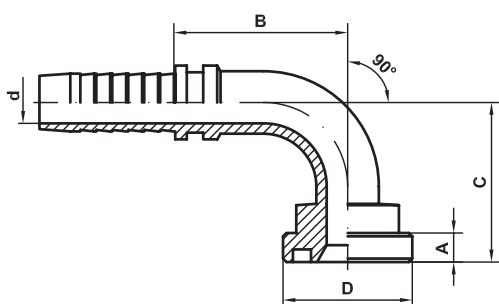
VT-P50



ŠIFRA CODE	hose ID		DN	flange		cut-off		
	in	mm		D	A	B	d	
FIS 8370 NP16	5/8	15,9	16	34,2	6,73	51	12,5	

PRIKLJUČAK PRIRUBNIČKI ZA KOMATSU
KOMATSU FLANGE

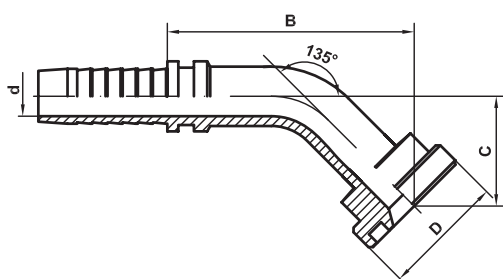
VT-P51



ŠIFRA CODE	hose ID		DN	D	A	cut-off			drop
	in	mm				B	C	d	
FIS 8434/90 NP16	5/8	15,9	16	34,2	6,73	46	48	12,5	

PRIKLJUČAK PRIRUBNIČKI ZA KOMATSU
KOMATSU FLANGE

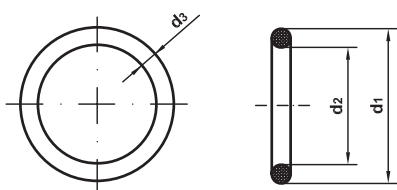
VT-P53



ŠIFRA CODE	hose ID		DN	D	A	cut-off			drop
	in	mm				B	C	d	
FIS 8434/45 NP16	5/8	15,9	16	34,2	6,73	72	23	12,5	

"O" - PRSTEN

"O" - RING



ŠIFRA CODE	d1	d2	d3
FIS 8502 NP13	25,7	18,64	3,53
NP20	32	25	3,53
NP25	40	32,9	3,53
NP32	44,8	37,7	3,53
NP40	54,3	47,2	3,53
NP50	63,8	56,7	3,53

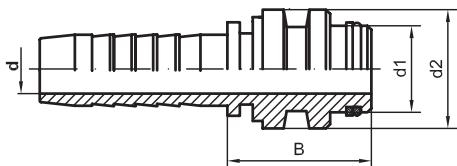
PRIKLJUČCI ZA CREVA
FITTINGS FOR HOSES

TIPA
TYPE

1SN,2SN,1ST,2ST - DIN EN 853
1SC,2SC - DIN EN 857
M - SAE 100 R6
H - SAE 100 R3

PRIKLJUČAK OKRETNI TIPA
STAPLE MALE WITH "O" RING

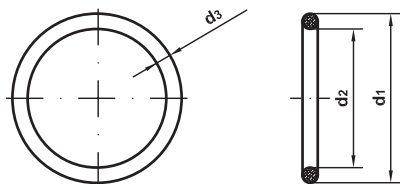
VT-R10



ŠIFRA CODE	hose ID			head		cut-off	
	in	mm	DN	d1	d2	B	d
FIS 8707 NP6	1/4	6,4	6	10	15	35	3
NP10	3/8	9,5	10	14	20	35	6
NP13	1/2	12,7	13	18	24	36,5	9
NP16	5/8	15,9	16	21	26	36,5	12
NP20	3/4	19,0	20	24	29	37	15,5
NP25	1	25,4	25	31	39	45,5	21,5
NP32	1 1/4	31,8	32	38	46	46	27

"O" - PRSTEN

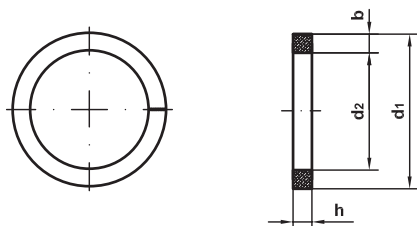
"O" - RING



ŠIFRA CODE	d1	d2	d3
FIS 8517 NP6	10	6	2
NP10	14	10	2
NP13	18	13	2,5
NP16	22	17	2,5
NP20	24	19	2,5
NP25	30	25	2,5
NP32	38	33	2,5

ZAŠTITNI PRSTEN

PREVENTIVE RING

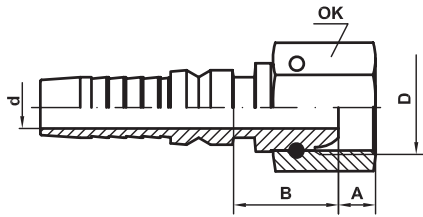


ŠIFRA CODE	d1	d2	h	b
FIS 8516 NP6	10,2	6,7	1	1,75
NP10	14	11	1	1,5
NP13	18	14	1	2
NP16	21	17	1	2
NP20	24	20	1	2
NP25	31	27	1	2
NP32	38	34	1	2

PRIKLJUČAK LOPTASTI TIPA
BSP FEMALE BALL TYPE

VT-A50 DKR

za zaptivni konus od 60° sa BSP navojem
for conical sealing of 60° with BSP thread

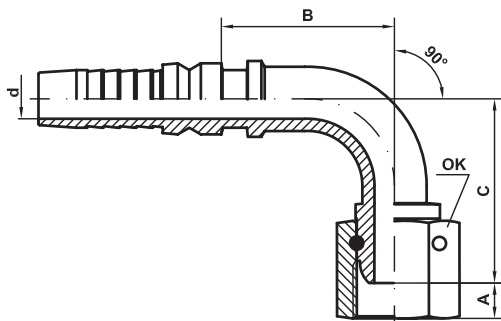


ŠIFRA CODE	Tip gume Hose type	hose ID			thread		cut-off			hex	
		in	mm	DN	D	A	B	d	OK	C	
FIS 8765 NP10	4SP	3/8	9,5	10	G3/8	5	22	6,3	22		
NP13/10	4SP	3/8	9,5	10	G1/2	7	22,5	6,3	24		
NP13	4SP	1/2	12,7	13	G1/2	7	22,5	9	24		
NP16/13	4SP	1/2	12,7	13	G5/8	8	23,5	9	27		
NP16	4SP	5/8	15,9	16	G5/8	8	23,5	12	27		
NP20/16	4SP	5/8	15,9	16	G3/4	8	25,5	12	32		
NP20	4SP-4SH	3/4	19,0	20	G3/4	8	25,5	15	32		
NP25/20	4SP-4SH	3/4	19,0	20	G1	10,5	27	15	41		
NP25	4SP-4SH	1	25,4	25	G1	10,5	27	20	41		
NP32/25	4SP-4SH	1	25,4	25	G1 1/4	11	28	20	50		
NP32	4SH	1 1/4	31,8	32	G1 1/4	11	28,5	26	50		
NP40/32	4SH	1 1/4	31,8	32	G1 1/2	13	28,5	26	55		
NP40	4SH	1 1/2	38,1	40	G1 1/2	13	29,5	33	55		
NP50	4SH	2	50,8	50	G2	13,5	31,5	44	70		

PRIKLJUČAK LOPT. POV. TIPA
BSP FEMALE BALL TYPE
90° SWEEP ELBOW

VT-A51 DKR

za zaptivni konus od 60° sa BSP navojem
for conical sealing of 60° with BSP thread

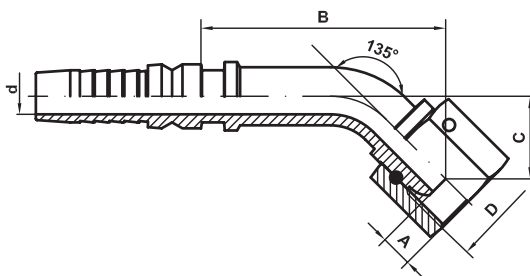


ŠIFRA CODE	Tip gume Hose type	hose ID			thread		cut-off			hex	
		in	mm	DN	D	A	B	d	OK	C	
FIS 8766 NP10	4SP	3/8	9,5	10	G3/8	5	30,5	6,3	22	36	
NP13/10	4SP	3/8	9,5	10	G1/2	7	30,5	6,3	24	37	
NP13	4SP	1/2	12,7	13	G1/2	7	38	9	24	43	
NP16/13	4SP	1/2	12,7	13	G5/8	8	38	9	27	44,5	
NP16	4SP	5/8	15,9	16	G5/8	8	46	12	27	50	
NP20/16	4SP	5/8	15,9	16	G3/4	8	46	12	32	52	
NP20	4SP-4SH	3/4	19,0	20	G3/4	8	55	15	32	59	
NP25/20	4SP-4SH	3/4	19,0	20	G1	10,5	55	15	41	60,5	
NP25	4SP-4SH	1	25,4	25	G1	10,5	74,5	20	41	70,5	
NP32/25	4SP-4SH	1	25,4	25	G1 1/4	11	74,5	20	50	74	
NP32	4SH	1 1/4	31,8	32	G1 1/4	11	88,5	26	50	85	
NP40/32	4SH	1 1/4	31,8	32	G1 1/2	13	88,5	26	55	85	

PRIKLJUČAK LOPT. POV. TIPA
BSP FEMALE BALL TYPE
45° SWEEP ELBOW

VT-A53 DKR

za zaptivni konus od 60° sa BSP navojem
for conical sealing of 60° with BSP thread



ŠIFRA CODE	Tip gume Hose type	hose ID			thread		cut-off			hex	
		in	mm	DN	D	A	B	d	OK	C	
FIS 8767 NP10	4SP	3/8	9,5	10	G3/8	5	49	6,3	22	18	
NP13/10	4SP	3/8	9,5	10	G1/2	7	49	6,3	24	18	
NP13	4SP	1/2	12,7	13	G1/2	7	60	9	24	19,5	
NP16/13	4SP	1/2	12,7	13	G5/8	8	61,5	9	27	21	
NP16	4SP	5/8	15,9	16	G5/8	8	72	12	27	22	
NP20/16	4SP	5/8	15,9	16	G3/4	8	73,5	12	32	23,5	
NP20	4SP-4SH	3/4	19,0	20	G3/4	8	62	15	32	23	
NP25/20	4SP-4SH	3/4	19,0	20	G1	10,5	63	15	41	24	
NP25	4SP-4SH	1	25,4	25	G1	10,5	81	20	41	30	
NP32/25	4SP-4SH	1	25,4	25	G1 1/4	11	83	20	50	32	
NP32	4SH	1 1/4	31,8	32	G1 1/4	11	97	26	50	35	
NP40/32	4SH	1 1/4	31,8	32	G1 1/2	13	97	26	55	35	

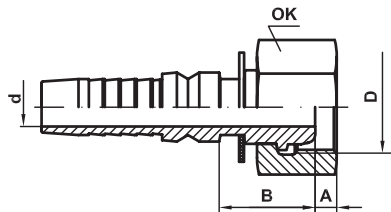
PRIKLJUČCI ZA CREVA
FITTINGS FOR HOSES

TIPA
TYPE 4SP/4SH - DIN EN 856 (INTERLOCK)

PRIKLJUČAK LOPTASTI TIPA
METRIC FEMALE BALL TYPE

VT-A60 DKL

za zaptivni konus od 24°- 60° laki red DIN 3902
for conical sealing of 24°-60° light series DIN 3902

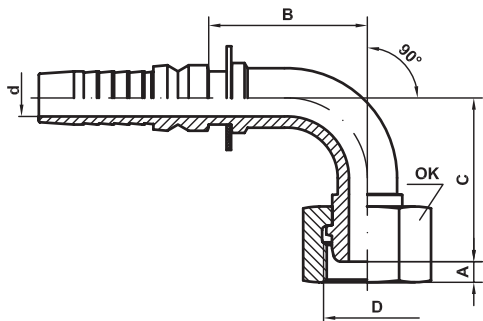


ŠIFRA CODE	Tip gume Hose type	hose ID		thread		cut-off			hex	
		in	mm	DN	D	A	B	d	OK	C
FIS 8666 NP10	4SP	3/8	9,5	10	M18x1,5	3,5	21,5	6,3	22	
NP13	4SP	1/2	12,7	13	M22x1,5	5	22	9	27	
NP16	4SP	5/8	15,9	16	M26x1,5	5	22,5	12	32	
NP20	4SP-4SH	3/4	19,0	20	M30x1,5	7	23,5	15	36	
NP25	4SP-4SH	1	25,4	25	M38x1,5	7,5	24	20	46	
NP32	4SH	1 1/4	31,8	32	M45x1,5	9	25,5	27	50	

PRIKLJUČAK LOPT. POV. TIPA
METRIC FEMALE BALL TYPE
90° SWEEP ELBOW

VT-A61 DKL

za zaptivni konus od 24°- 60° laki red DIN 3902
for conical sealing of 24°-60° light series DIN 3902

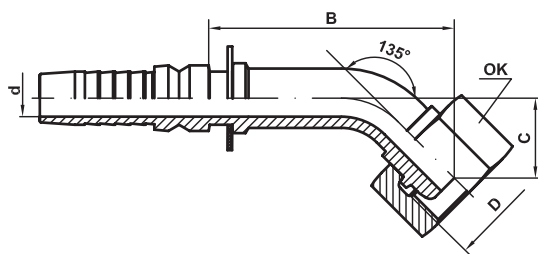


ŠIFRA CODE	Tip gume Hose type	hose ID		thread		cut-off			hex		drop
		in	mm	DN	D	A	B	d	OK	C	
FIS 8783 NP10	4SP	3/8	9,5	10	M18x1,5	3,5	34	6,3	22	34	
NP13	4SP	1/2	12,7	13	M22x1,5	5	39	9	27	38	
NP16	4SP	5/8	15,9	16	M26x1,5	5	46	12	32	45,5	
NP20	4SP-4SH	3/4	19,0	20	M30x1,5	7	56	15	36	57,5	
NP25	4SP-4SH	1	25,4	25	M38x1,5	7,5	75,5	20	46	63,5	
NP32	4SH	1 1/4	31,8	32	M45x1,5	9	89,5	27	50	74	

PRIKLJUČAK LOPT. POV. TIPA
METRIC FEMALE BALL TYPE
45° SWEEP ELBOW

VT-A63 DKL

za zaptivni konus od 24°- 60° laki red DIN 3902
for conical sealing of 24°-60° light series DIN 3902



ŠIFRA CODE	Tip gume Hose type	hose ID		thread		cut-off			hex		drop
		in	mm	DN	D	A	B	d	OK	C	
FIS 8784 NP10	4SP	3/8	9,5	10	M18x1,5	3,5	50	6,3	22	18	
NP13	4SP	1/2	12,7	13	M22x1,5	5	60	9	27	19	
NP16	4SP	5/8	15,9	16	M26x1,5	5	72	12	32	22	
NP20	4SP-4SH	3/4	19,0	20	M30x1,5	7	63	15	36	25	
NP25	4SP-4SH	1	25,4	25	M38x1,5	7,5	81	20	46	30	
NP32	4SH	1 1/4	31,8	32	M45x1,5	9	95	27	50	33	

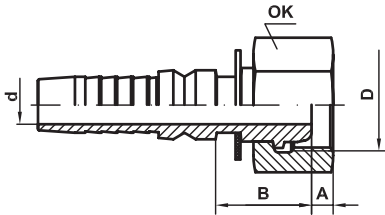
PRIKLJUČCI ZA CREVA
FITTINGS FOR HOSES

TIPA
TYPE 4SP/4SH - DIN EN 856 (INTERLOCK)

PRIKLJUČAK LOPTASTI TIPA
METRIC FEMALE BALL TYPE

VT-A70 DKS

za zaptivni konus od 24°- 60° teški red DIN 3902
for conical sealing of 24°-60° heavy series DIN 3902

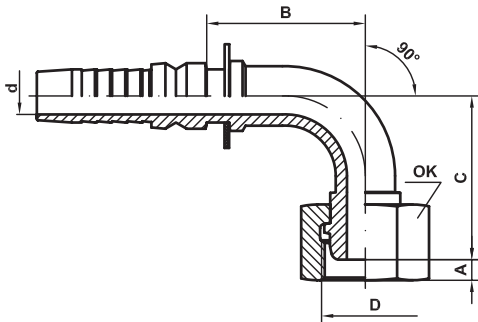


ŠIFRA CODE	Tip gume Hose type	hose ID			thread		cut-off			hex	
		in	mm	DN	D	A	B	d	OK	C	
FIS 8667 NP10	4SP	3/8	9,5	10	M22x1,5	7	21,5	6,3	27		
NP13	4SP	1/2	12,7	13	M24x1,5	6	22,5	9	30		
NP16	4SP	5/8	15,9	16	M30x2	9	22,5	12	36		
NP20	4SP-4SH	3/4	19,0	20	M36x2	11,5	23,5	15	41		
NP25	4SP-4SH	1	25,4	25	M42x2	11	25	20	50		
NP32	4SH	1 1/4	31,8	32	M52x2	14,5	26,5	27	60		

PRIKLJUČAK LOPT. POV. TIPA
METRIC FEMALE BALL TYPE
90° SWEEP ELBOW

VT-A71 DKS

za zaptivni konus od 24°- 60° teški red DIN 3902
for conical sealing of 24°-60° heavy series DIN 3902

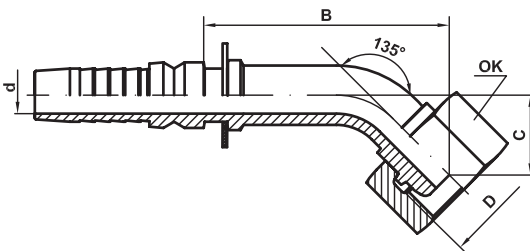


ŠIFRA CODE	Tip gume Hose type	hose ID			thread		cut-off			hex		drop C
		in	mm	DN	D	A	B	d	OK			
FIS 8794 NP10	4SP	3/8	9,5	10	M22x1,5	7	31,5	6,3	27	34		
NP13	4SP	1/2	12,7	13	M24x1,5	6	39	9	30	39		
NP16	4SP	5/8	15,9	16	M30x2	9	46	12	36	47		
NP20	4SP-4SH	3/4	19,0	20	M36x2	11,5	56	15	41	53		
NP25	4SP-4SH	1	25,4	25	M42x2	11	75,5	20	50	66		
NP32	4SH	1 1/4	31,8	32	M52x2	14,5	89,5	27	60	76,5		

PRIKLJUČAK LOPT. POV. TIPA
METRIC FEMALE BALL TYPE
45° SWEEP ELBOW

VT-A73 DKS

za zaptivni konus od 24°- 60° teški red DIN 3902
for conical sealing of 24°-60° heavy series DIN 3902



ŠIFRA CODE	Tip gume Hose type	hose ID			thread		cut-off			hex		drop C
		in	mm	DN	D	A	B	d	OK			
FIS 8795 NP10	4SP	3/8	9,5	10	M22x1,5	7	50	6,3	27	18		
NP13	4SP	1/2	12,7	13	M24x1,5	6	61,5	9	30	21		
NP16	4SP	5/8	15,9	16	M30x2	9	74	12	36	24		
NP20	4SP-4SH	3/4	19,0	20	M36x2	11,5	64	15	41	26		
NP25	4SP-4SH	1	25,4	25	M42x2	11	83	20	50	32		
NP32	4SH	1 1/4	31,8	32	M52x2	14,5	97	27	60	35		

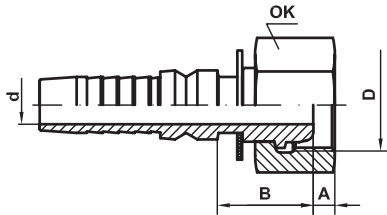
PRIKLJUČCI ZA CREVA
FITTINGS FOR HOSES

TIPA
TYPE 4SP/4SH - DIN EN 856 (INTERLOCK)

PRIKLJUČAK LOPTASTI TIPA
METRIC FEMALE BALL TYPE

VT-A80 DKL

za zaptivni konus od 24°- 60° laki red DIN 3902
for conical sealing of 24°-60° light series DIN 3902

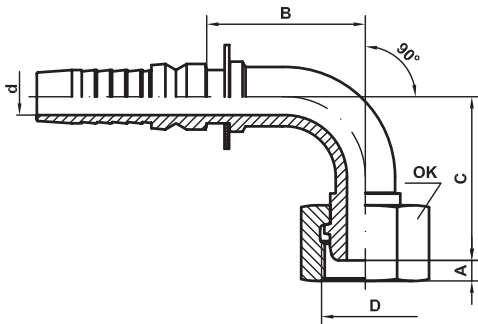


ŠIFRA CODE	Tip gume Hose type	hose ID		thread		cut-off			hex	
		in	mm	DN	D	A	B	d	OK	C
FIS 8668 NP20	4SP-4SH	3/4	19,0	20	M30x2	6	23,5	15	36	
NP25	4SP-4SH	1	25,4	25	M36x2	6,5	24	20	41	
NP32	4SH	1 1/4	31,8	32	M45x2	9	25,5	27	50	
NP40	4SH	1 1/2	38,1	40	M52x2	9	25	33,5	60	

PRIKLJUČAK LOPT. POV. TIPA
METRIC FEMALE BALL TYPE
90° SWEPT ELBOW

VT-A81 DKL

za zaptivni konus od 24°- 60° laki red DIN 3902
for conical sealing of 24°-60° light series DIN 3902

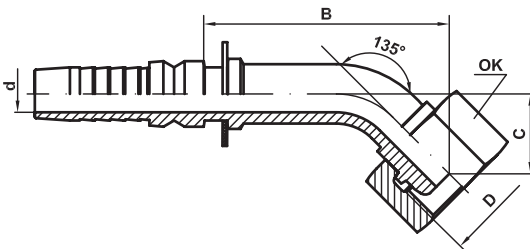


ŠIFRA CODE	Tip gume Hose type	hose ID		thread		cut-off			hex		drop
		in	mm	DN	D	A	B	d	OK	C	
FIS 8796 NP20	4SP-4SH	3/4	19,0	20	M30x2	6	56	15	36	51,5	
NP25	4SP-4SH	1	25,4	25	M36x2	6,5	75,5	20	41	63,5	
NP32	4SH	1 1/4	31,8	32	M45x2	9	89,5	27	50	74	

PRIKLJUČAK LOPT. POV. TIPA
METRIC FEMALE BALL TYPE
45° SWEPT ELBOW

VTA83 DKL

za zaptivni konus od 24°- 60° laki red DIN 3902
for conical sealing of 24°-60° light series DIN 3902



ŠIFRA CODE	Tip gume Hose type	hose ID		thread		cut-off			hex		drop
		in	mm	DN	D	A	B	d	OK	C	
FIS 8797 NP20	4SP-4SH	3/4	19,0	20	M30x2	6	63	15	36	25	
NP25	4SP-4SH	1	25,4	25	M36x2	6,5	81	20	41	30	
NP32	4SH	1 1/4	31,8	32	M45x2	9	96	27	50	33	

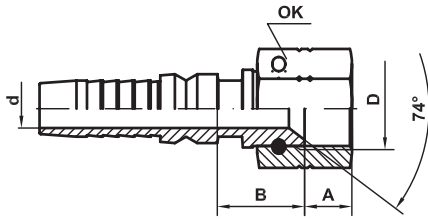
PRIKLJUČCI ZA CREVA
FITTINGS FOR HOSES

TIPA
TYPE 4SP/4SH - DIN EN 856 (INTERLOCK)

PRIKLJUČAK KONUSNI TIPA
JIC FEMALE

VT-D50 DKJ

za zapltni konus od 74° sa UNF navojem
for conical sealing of 74° with UNF thread



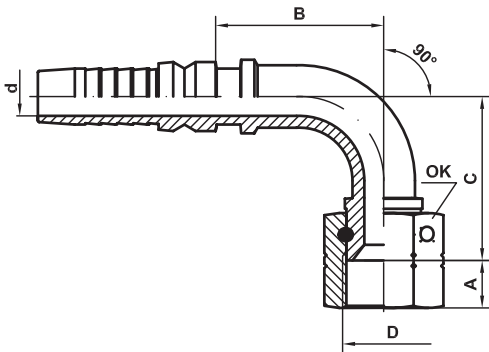
ŠIFRA CODE	Tip gume Hose type	hose ID		DN	thread D	cut-off			hex	
		in	mm			A	B	d	OK	C
FIS 8649 NP10	4SP	3/8	9,5	10	9/16-18UNF	10	19	6,3	19	
NP13/10	4SP	3/8	9,5	10	3/4-16UNF	11	19,5	6,3	24	
NP13	4SP	1/2	12,7	13	3/4-16UNF	11	19,5	9	24	
NP16/13	4SP	1/2	12,7	13	7/8-14UNF	13	21,5	9	27	
NP16	4SP	5/8	15,9	16	7/8-14UNF	13	21,5	12	27	
NP20/16	4SP	5/8	15,9	16	11/16-12UNF	14,5	22,5	12	32	
NP20	4SP-4SH	3/4	19,0	20	11/16-12UNF	14,5	22,5	15	32	
NP25/20	4SP-4SH	3/4	19,0	20	1 5/16-12UN	15,5	25	15	41	
NP25	4SP-4SH	1	25,4	25	1 5/16-12UN	15,5	25	20	41	
NP32/25	4SP-4SH	1	25,4	25	1 5/8-12UN	16	27	20	50	
NP32	4SH	1 1/4	31,8	32	1 5/8-12UN	16	27,5	26	50	

PRIKLJUČAK KONUSNI TIPA
JIC FEMALE

VT-D51 DKJ

90° SWEPT ELBOW

za zapltni konus od 74° sa UNF navojem
for conical sealing of 74° with UNF thread



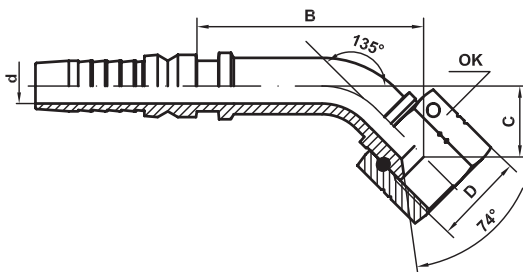
ŠIFRA CODE	Tip gume Hose type	hose ID		DN	thread D	cut-off			hex		drop C
		in	mm			A	B	d	OK		
FIS 8792 NP10	4SP	3/8	9,5	10	9/16-18UNF	10	31	6,3	19	33	
NP13/10	4SP	3/8	9,5	10	3/4-16UNF	11	31	6,3	24	34	
NP13	4SP	1/2	12,7	13	3/4-16UNF	11	38	9	24	39,5	
NP16/13	4SP	1/2	12,7	13	7/8-14UNF	13	38	9	27	42	
NP16	4SP	5/8	15,9	16	7/8-14UNF	13	45	12	27	48	
NP20/16	4SP	5/8	15,9	16	11/16-12UNF	14,5	45	12	32	49,5	
NP20	4SP-4SH	3/4	19,0	20	11/16-12UNF	14,5	55	15	32	58	
NP25/20	4SP-4SH	3/4	19,0	20	1 5/16-12UN	15,5	55	15	41	58	
NP25	4SP-4SH	1	25,4	25	1 5/16-12UN	15,5	74,5	20	41	69	
NP32/25	4SP-4SH	1	25,4	25	1 5/8-12UN	16	74,5	20	50	73	
NP32	4SH	1 1/4	31,8	32	1 5/8-12UN	16	88,5	26	50	83,5	

PRIKLJUČAK KONUSNI TIPA
JIC FEMALE

VT-D53 DKJ

45° SWEPT ELBOW

za zapltni konus od 74° sa UNF navojem
for conical sealing of 74° with UNF thread



ŠIFRA CODE	Tip gume Hose type	hose ID		DN	thread D	cut-off			hex		drop C
		in	mm			A	B	d	OK		
FIS 8793 NP10	4SP	3/8	9,5	10	9/16-18UNF	10	49	6,3	19	17	
NP13/10	4SP	3/8	9,5	10	3/4-16UNF	11	50	6,3	24	18	
NP13	4SP	1/2	12,7	13	3/4-16UNF	11	61	9	24	20,5	
NP16/13	4SP	1/2	12,7	13	7/8-14UNF	13	63	9	27	22	
NP16	4SP	5/8	15,9	16	7/8-14UNF	13	75	12	27	25	
NP20/16	4SP	5/8	15,9	16	11/16-12UNF	14,5	75,5	12	32	25,5	
NP20	4SP-4SH	3/4	19,0	20	11/16-12UNF	14,5	66	15	32	28	
NP25/20	4SP-4SH	3/4	19,0	20	1 5/16-12UN	15,5	67,5	15	41	29,5	
NP25	4SP-4SH	1	25,4	25	1 5/16-12UN	15,5	85	20	41	34,5	
NP32/25	4SP-4SH	1	25,4	25	1 5/8-12UN	16	87,5	20	50	37	
NP32	4SH	1 1/4	31,8	32	1 5/8-12UN	16	101,5	26	50	39,5	

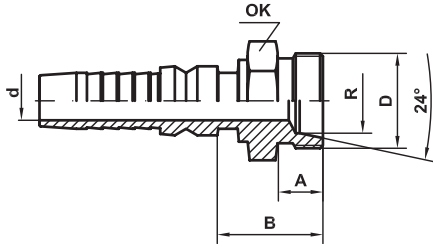
PRIKLJUČCI ZA CREVA
FITTINGS FOR HOSES

TIPA
TYPE 4SP/4SH - DIN EN 856 (INTERLOCK)

PRIKLJUČAK NAVOJNI CEVNI TIPA
METRIC PARALLEL MALE

VT-J10 CEL

za zaptivni konus od 24° laki red DIN 3902
for conical sealing of 24° light series DIN 3902

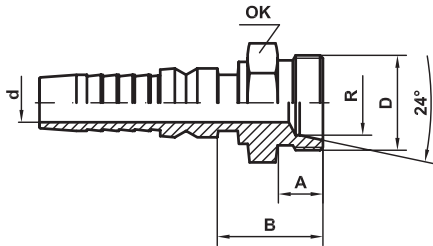


ŠIFRA CODE	Tip gume Hose type	hose ID		thread		cut-off			hex	
		in	mm	DN	D	A	B	d	R	OK
FIS 8374 NP10	4SP	3/8	9,5	10	M18x1,5	11	23	6,3	12	19
NP13	4SP	1/2	12,7	13	M22x1,5	12	25,5	9	15	24
NP16	4SP	5/8	15,9	16	M26x1,5	12	26,5	12	18	27
NP20	4SP-4SH	3/4	19,0	20	M30x2	14	30	15	22	36
NP25	4SP-4SH	1	25,4	25	M36x2	14	33	20	28	41
NP32	4SH	1 1/4	31,8	32	M45x2	16	37,5	27	35	50

PRIKLJUČAK NAVOJNI CEVNI TIPA
METRIC PARALLEL MALE

VT-J20 CES

za zaptivni konus od 24° teški red DIN 3902
for conical sealing of 24° heavy series DIN 3902

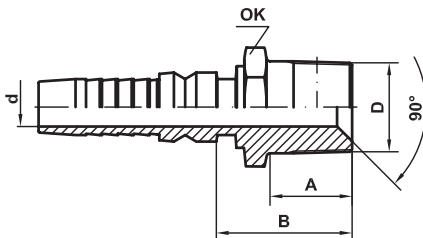


ŠIFRA CODE	Tip gume Hose type	hose ID		thread		cut-off			hex	
		in	mm	DN	D	A	B	d	R	OK
FIS 8375 NP13	4SP	1/2	12,7	13	M24x1,5	16	27,5	9	16	27
NP16	4SP	5/8	15,9	16	M30x2	20	30,5	12	20	32
NP20	4SP-4SH	3/4	19,0	20	M36x2	25	35	15	25	41
NP25	4SP-4SH	1	25,4	25	M42x2	30	39	20	30	46
NP32	4SH	1 1/4	31,8	32	M52x2	38	43,5	27	38	55

PRIKLJUČAK NAVOJNI RAVNI TIPA

VT-G60 AGN

samozaptivajući NPT navoj
NPT thread flat connection



ŠIFRA CODE	Tip gume Hose type	hose ID		thread		cut-off			hex	
		in	mm	DN	D	A	B	d	OK	
FIS 8373 NP13	4SP	1/2	12,7	13	1/2-14NPT	19,85	33,5	9	24	
NP16	4SP	5/8	15,9	16	3/4-14NPT	20,15	35	12	30	
NP20	4SP-4SH	3/4	19,0	20	3/4-14NPT	20,15	37,5	15	30	
NP25	4SP-4SH	1	25,4	25	1-11 1/2NPT	25	42	20	36	
NP32	4SH	1 1/4	31,8	32	1 1/4-11 1/2NPT	25,6	45	27	46	

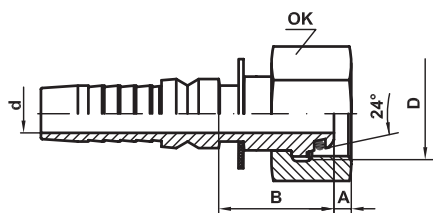
PRIKLJUČCI ZA CREVA
FITTINGS FOR HOSES

TIPA
TYPE 4SP/4SH - DIN EN 856 (INTERLOCK)

PRIKLJUČAK KUPASTI TIPA
METRIC "O" RING FEMALE

VT-M10 DKO L

za zaptivni konus od 24° laki red DIN 3902
for conical sealing of 24° light series DIN 3902

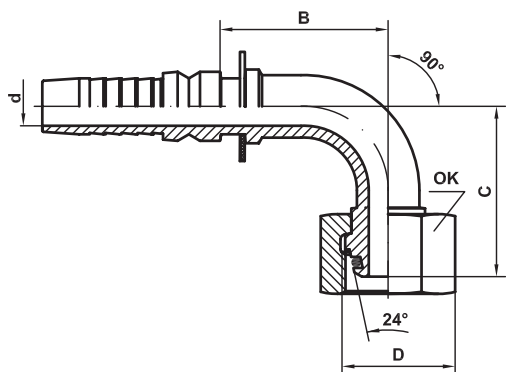


ŠIFRA CODE	Tip gume Hose type	hose ID		thread	cut-off			hex	
		in	mm		DN	D	A	B	d
FIS 8634 NP10	4SP	3/8	9,5	10	M18x1,5	2,5	27	6,3	22
NP13	4SP	1/2	12,7	13	M22x1,5	3,5	27	9	27
NP16	4SP	5/8	15,9	16	M26x1,5	4	27	12	32
NP20	4SP-4SH	3/4	19,0	20	M30x2	4,5	30	15	36
NP25	4SP-4SH	1	25,4	25	M36x2	5	31	20	41
NP32	4SH	1 1/4	31,8	32	M45x2	5	37,5	27	50

PRIKLJUČAK KUPASTI POV. TIPA
METRIC "O" RING FEMALE
90° SWEEP ELBOW

VT-M11 DKO L

za zaptivni konus od 24° laki red DIN 3902
for conical sealing of 24° light series DIN 3902

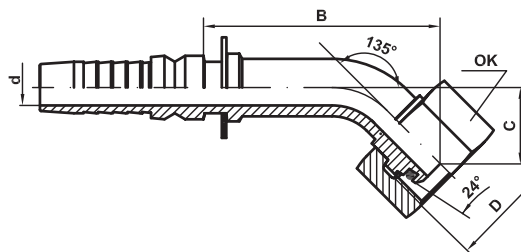


ŠIFRA CODE	Tip gume Hose type	hose ID		thread	cut-off			hex		drop
		in	mm		DN	D	A	B	d	
FIS 8785 NP10	4SP	3/8	9,5	10	M18x1,5	2,5	34	6,3	22	35
NP13	4SP	1/2	12,7	13	M22x1,5	3,5	39	9	27	39,5
NP16	4SP	5/8	15,9	16	M26x1,5	4	46	12	32	46,5
NP20	4SP-4SH	3/4	19,0	20	M30x2	4,5	56	15	36	54
NP25	4SP-4SH	1	25,4	25	M36x2	5	75,5	20	41	66
NP32	4SH	1 1/4	31,8	32	M45x2	5	89,5	26	50	78

PRIKLJUČAK KUPASTI POV. TIPA
METRIC "O" RING FEMALE
45° SWEEP ELBOW

VT-M13 DKO L

za zaptivni konus od 24° laki red DIN 3902
for conical sealing of 24° light series DIN 3902



ŠIFRA CODE	Tip gume Hose type	hose ID		thread	cut-off			hex		drop
		in	mm		DN	D	A	B	d	
FIS 8786 NP10	4SP	3/8	9,5	10	M18x1,5	2,5	50	6,3	22	18
NP13	4SP	1/2	12,7	13	M22x1,5	3,5	61	9	27	20,5
NP16	4SP	5/8	15,9	16	M26x1,5	4	73	12	32	23
NP20	4SP-4SH	3/4	19,0	20	M30x2	4,5	65	15	36	27
NP25	4SP-4SH	1	25,4	25	M36x2	5	83	20	41	32
NP32	4SH	1 1/4	31,8	32	M45x2	5	98	26	50	36

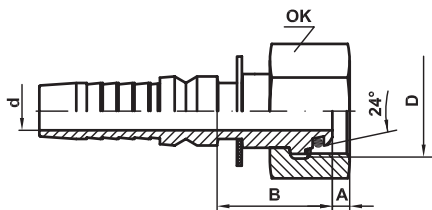
PRIKLJUČCI ZA CREVA
FITTINGS FOR HOSES

TIPA
TYPE 4SP/4SH - DIN EN 856 (INTERLOCK)

PRIKLJUČAK KUPASTI TIPA
METRIC "O" RING FEMALE

VT-M20 DKO S

za zaptivni konus od 24° teški red DIN 3902
for conical sealing of 24° heavy series DIN 3902

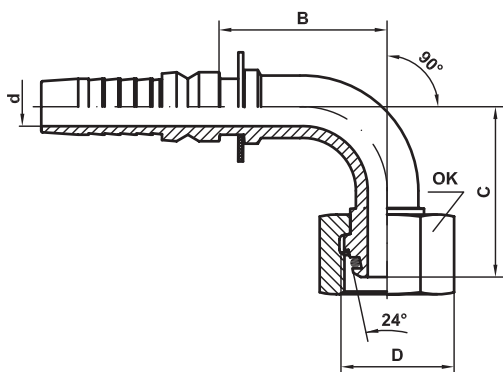


ŠIFRA CODE	Tip gume Hose type	hose ID			thread	cut-off			hex	
		in	mm	DN		D	A	B	d	OK
FIS 8635 NP10	4SP	3/8	9,5	10	M22x1,5	4,5	31,5	6,3	27	27
NP13	4SP	1/2	12,7	13	M24x1,5	4	31,5	9	30	30
NP16	4SP	5/8	15,9	16	M30x2	5,5	34,5	12	36	36
NP20	4SP-4SH	3/4	19,0	20	M36x2	6,5	38,5	15	46	46
NP25	4SP-4SH	1	25,4	25	M42x2	7	40	20	50	50
NP32	4SH	1 1/4	31,8	32	M52x2	9,5	45	27	60	60

PRIKLJUČAK KUPASTI POV. TIPA
METRIC "O" RING FEMALE
90° SWEEP ELBOW

VT-M21 DKO S

za zaptivni konus od 24° teški red DIN 3902
for conical sealing of 24° heavy series DIN 3902

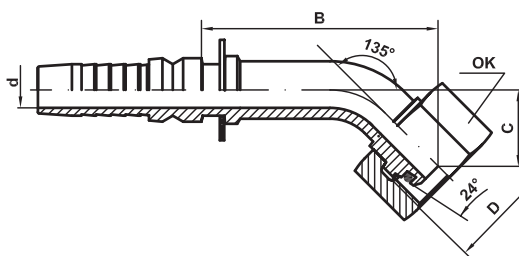


ŠIFRA CODE	Tip gume Hose type	hose ID			thread	cut-off			hex		drop
		in	mm	DN		D	A	B	d	OK	
FIS 8787 NP10	4SP	3/8	9,5	10	M22x1,5	4,5	31,5	6,3	27	36	
NP13	4SP	1/2	12,7	13	M24x1,5	4	39	9	30	42	
NP16	4SP	5/8	15,9	16	M30x2	5,5	46	12	36	50,5	
NP20	4SP-4SH	3/4	19,0	20	M36x2	6,5	56	15	46	56	
NP25	4SP-4SH	1	25,4	25	M42x2	7	75,5	20	50	70	
NP32	4SH	1 1/4	31,8	32	M52x2	9,5	89,5	26	60	81,5	

PRIKLJUČAK KUPASTI POV. TIPA
METRIC "O" RING FEMALE
45° SWEEP ELBOW

VT-M23 DKO S

za zaptivni konus od 24° teški red DIN 3902
for conical sealing of 24° heavy series DIN 3902



ŠIFRA CODE	Tip gume Hose type	hose ID			thread	cut-off			hex		drop
		in	mm	DN		D	A	B	d	OK	
FIS 8788 NP10	4SP	3/8	9,5	10	M22x1,5	4,5	52	6,3	27	20	
NP13	4SP	1/2	12,7	13	M24x1,5	4	63	9	30	22,5	
NP16	4SP	5/8	15,9	16	M30x2	5,5	76	12	36	26	
NP20	4SP-4SH	3/4	19,0	20	M36x2	6,5	67,5	15	46	29,5	
NP25	4SP-4SH	1	25,4	25	M42x2	7	86	20	50	35	
NP32	4SH	1 1/4	31,8	32	M52x2	9,5	100	26	60	38	

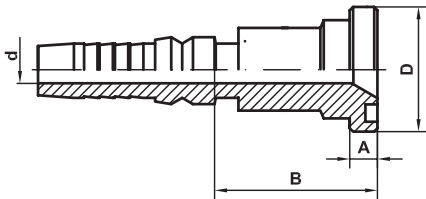
PRIKLJUČCI ZA CREVA
FITTINGS FOR HOSES

TIPA
TYPE 4SP/4SH - DIN EN 856 (INTERLOCK)

PRIKLJUČAK PRIRUBNIČKI TIPA
SAE FLANGE 3000 psi

VT-P10 SFL-3

za pritiske do 210 bara SAE J518
for pressure until 210 bar SAE J518

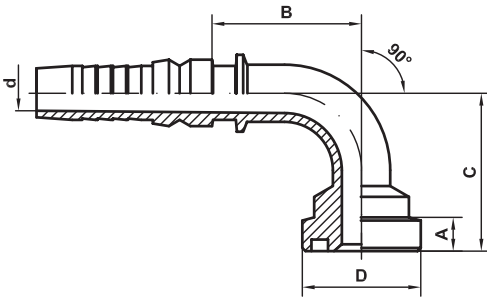


ŠIFRA CODE	Tip gume Hose type	hose ID			flange			cut-off	
		in	mm	DN	D	A	B	d	
FIS 8382 NP13	4SP	1/2	12,7	13	30,2	6,73	44,5	9	
NP20	4SP-4SH	3/4	19,0	20	38,1	6,73	50,5	15	
NP25/20	4SP-4SH	3/4	19,0	20	44,5	8	50,5	15	
NP25	4SP-4SH	1	25,4	25	44,5	8	51	20	
NP32	4SH	1 1/4	31,8	32	50,8	8	59,5	27	
NP40	4SH	1 1/2	38,1	40	60,3	8	61	33,5	
NP50	4SH	2	50,8	50	71,4	9,52	67	45	

PRIKLJUČAK PRIRUBNIČKI TIPA
SAE FLANGE 3000 psi
90° SWEPT ELBOW

VT-P11 SFL-3-90

za pritiske do 210 bara SAE J518
for pressure until 210 bar SAE J518



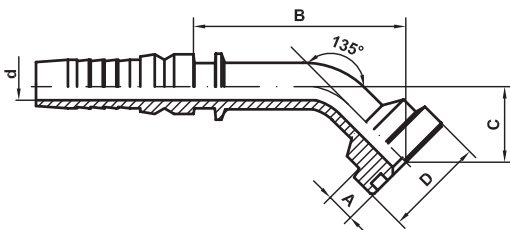
ŠIFRA CODE	Tip gume Hose type	hose ID			flange			cut-off		drop
		in	mm	DN	D	A	B	d	C	
FIS 8464/90 NP13	4SP	1/2	12,7	13	30,2	6,73	38	9	40	
NP20	4SP-4SH	3/4	19,0	20	38,1	6,73	55	15	54	
NP25/20	4SP-4SH	3/4	19,0	20	44,5	8	55	15	56	
NP25	4SP-4SH	1	25,4	25	44,5	8	74,5	20	66	
NP32/25	4SP-4SH	1	25,4	25	50,8	8	74,5	20	67	
NP32	4SH	1 1/4	31,8	32	50,8	8	88,5	26	76	
FIS 8702 NP40 *	4SH	1 1/2	38,1	40	60,3	8	108	33,5	103	
FIS 8702 NP50 *	4SH	2	50,8	50	71,4	9,5	126	45	122	

* Zavareni priključci (Welded fittings)

PRIKLJUČAK PRIRUBNIČKI TIPA
SAE FLANGE 3000 psi
45° SWEPT ELBOW

VT-P13 SFL-3-45

za pritiske do 210 bara SAE J518
for pressure until 210 bar SAE J518



ŠIFRA CODE	Tip gume Hose type	hose ID			flange			cut-off		drop
		in	mm	DN	D	A	B	d	C	
FIS 8464/45 NP13	4SP	1/2	12,7	13	30,2	6,73	61	9	20	
FIS 8465/45 NP20	4SP-4SH	3/4	19,0	20	38,1	6,73	64	15	27	
FIS 8465/45 NP25	4SP-4SH	1	25,4	25	44,5	8	81,5	20	31,5	
FIS 8465/45 NP32	4SH	1 1/4	31,8	32	50,8	8	95,5	26	34,5	
FIS 8703 NP40 *	4SH	1 1/2	38,1	40	60,3	7,9	98	33,5	38,5	
FIS 8703 NP50 *	4SH	2	50,8	50	71,4	9,5	112	45	44,6	

* Zavareni priključci (Welded fittings)

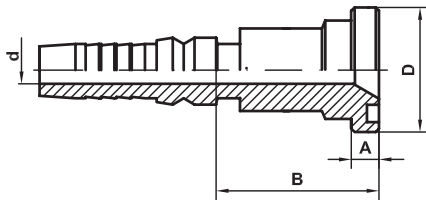
PRIKLJUČCI ZA CREVA
FITTINGS FOR HOSES

TIPA
TYPE 4SP/4SH - DIN EN 856 (INTERLOCK)

PRIKLJUČAK PRIRUBNIČKI TIPA
SAE FLANGE 6000 psi

VT-P20 SFL-6

za pritiske do 420 bara SAE J518
for pressure until 420 bar SAE J518

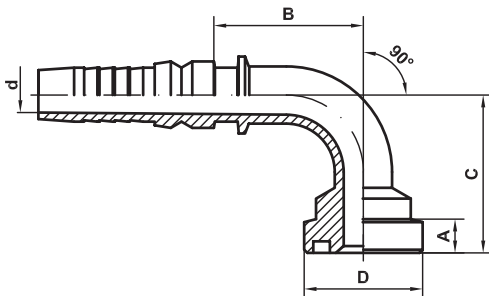


ŠIFRA CODE	Tip gume Hose type	hose ID			flange			cut-off	
		in	mm	DN	D	A	B	d	
FIS 8383 NP13	4SP	1/2	12,7	13	31,75	7,87	46,5	9	
NP20	4SP-4SH	3/4	19,0	20	41,27	8,89	54	15	
NP25	4SP-4SH	1	25,4	25	47,62	9,65	57	20	
NP32/25	4SP-4SH	1	25,4	25	53,97	10,41	62	20	
NP32	4SH	1 1/4	31,8	32	53,97	10,41	68	27	
NP40	4SH	1 1/2	38,1	40	63,5	12,7	73	33,5	
NP50	4SH	2	50,8	50	79,37	12,7	83	45	

PRIKLJUČAK PRIRUBNIČKI TIPA
SAE FLANGE 6000 psi
90° SWEPT ELBOW

VT-P21 SFL-6-90

za pritiske do 420 bara SAE J518
for pressure until 420 bar SAE J518



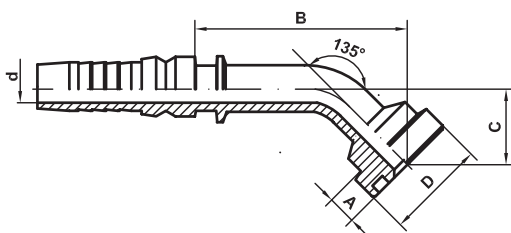
ŠIFRA CODE	Tip gume Hose type	hose ID			flange			cut-off		drop
		in	mm	DN	D	A	B	d		
FIS 8466/90 NP13	4SP	1/2	12,7	13	31,75	7,87	38	9	41	
NP20/16	4SP	5/8	15,9	16	41,27	8,89	45	12	51	
NP20	4SP-4SH	3/4	19,0	20	41,27	8,89	55	15	57	
NP25	4SP-4SH	1	25,4	25	47,62	9,65	74,5	20	72	
NP32/25	4SP-4SH	1	25,4	25	53,97	10,41	74,5	20	75,5	
NP32	4SH	1 1/4	31,8	32	53,97	10,41	88,5	26	85	
FIS 8705 NP40 *	4SH	1 1/2	38,1	40	63,5	12,6	108	33,5	116	
FIS 8705 NP50 *	4SH	2	50,8	50	79,37	12,6	126	45	143	

* Zavareni priključci (Welded fittings)

PRIKLJUČAK PRIRUBNIČKI TIPA
SAE FLANGE 6000 psi
45° SWEPT ELBOW

VT-P23 SFL-6-45

za pritiske do 420 bara SAE J518
for pressure until 420 bar SAE J518



ŠIFRA CODE	Tip gume Hose type	hose ID			flange			cut-off		drop
		in	mm	DN	D	A	B	d		
FIS 8466/45 NP13	4SP	1/2	12,7	13	31,75	7,87	62	9	21	
FIS 8467/45 NP20	4SP-4SH	3/4	19,0	20	41,27	8,89	62	15	29	
FIS 8467/45 NP25	4SP-4SH	1	25,4	25	47,62	9,65	86	20	36	
FIS 8467/45 NP32	4SH	1 1/4	31,8	32	53,97	10,41	97,5	26	39	
FIS 8706 NP40 *	4SH	1 1/2	38,1	40	63,5	12,6	107	33,5	48	
FIS 8706 NP50 *	4SH	2	50,8	50	79,37	12,6	126,5	45	59,5	

* Zavareni priključci (Welded fittings)

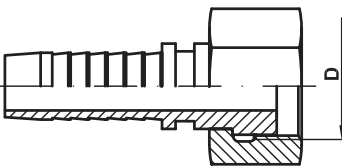
PRIKLJUČCI ZA BENZINSKE PUMPE

FITTINGS FOR PETROL PUMPS

TIP PRIKLJUČKA IF-G
FITTING TYPE IF-G



TIP PRIKLJUČKA IF-C
FITTING TYPE IF-C

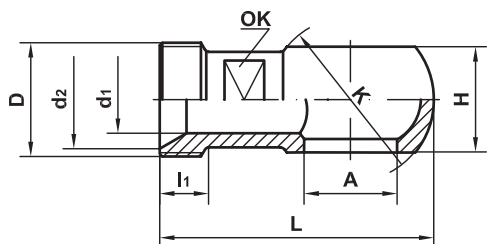


	NAVOJ G THREAD G	TIP PRIKLJUČKA FITTING TYPE	ZA PUMPU FOR PUMP
NP	G3/4	VI-GG	MEBA
	G3/4	VI-GG	NUOVO PIGNONE
	G1	VI-CC	SHWELM
16 20	G1	VI-GG	MEBA
	G1	VI-GG	NUOVO PIGNONE
	G1	VI-CC	SHWELM
25	G1	VI-GG	MEBA
38	G1 1/2	VI-GG	NUOVO PIGNONE

5. REDUKTORI I SPOJNICE (ADAPTERS AND COUPLINGS)

REDUKTOR OKASTI TIPA
ADAPTERS METRIC BANJO TYPE

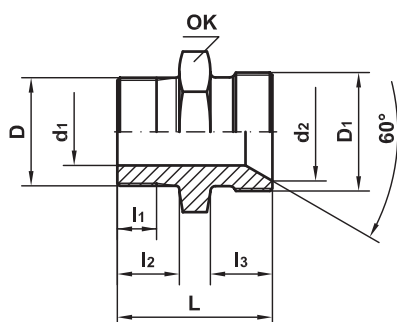
VT-H10 B10



ŠIFRA CODE	thread		A	d ₁	d ₂	L	l ₁	K	H	hex
	D									OK
FIS 8151 NP4	M12x1,5		10	4	9	32,5	7	17	10	17
NP6	M14x1,5		12	6	11	36	7	20	12	20
NP8	M16x1,5		14	8	13	40	7	24	14	24
NP10	M18x1,5		16	10	15	46	7	28	16	28
NP13	M22x1,5		18	13	19	53	9	32	20	32
NP16	M26x1,5		22	16	22	62	10	39	25	39
NP20	M30x1,5		26	20	26	71	10	46	30	46
NP25	M38x1,5		30	25	33	82	11	54	36	54
NP32	M45x1,5		38	32	40	96	11	67	44	67

REDUKTOR TIPA
ADAPTERS TYPE

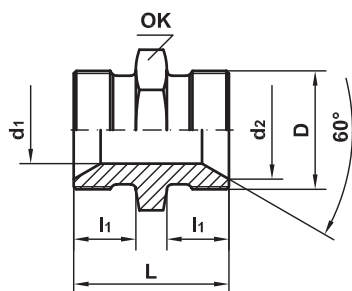
VT-G20 H40



ŠIFRA CODE	thread		d ₁	d ₂	L	l ₁	l ₂	l ₃	hex
	D	D ₁							OK
FIS 8152 NP4	G1/8	G1/4	4	9	25	5,3	10	10	17
NP6	G1/8	G1/4	6	11	25	5,3	10	10	17
NP8	G1/4	G3/8	8	13	25	6,5	10	10	22
NP10	G3/8	G1/2	10	15	28	6,5	10	12	24
NP13	G1/2	G5/8	13	19	30	7,6	12	12	27
NP16	G5/8	G3/4	16	22	30	7,6	12	12	32
NP20	G3/4	G1	20	26	32	7,6	12	14	36
NP25	G1	G1 1/4	25	33	36	8,7	14	14	46
NP32	G1 1/4	G1 1/2	32	40	38	8,7	14	16	55

SPOJNICA TIPA
COUPLING TYPE

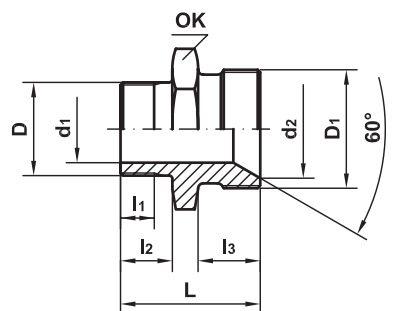
VT-H10 H10



ŠIFRA CODE	thread		d ₁	d ₂	L	l ₁	hex
	D						OK
FIS 8153 NP4	M12x1,5		4	9	25	10	14
NP6	M14x1,5		6	11	25	10	17
NP8	M16x1,5		8	13	25	10	19
NP10	M18x1,5		10	15	25	10	22
NP13	M22x1,5		13	19	30	12	27
NP16	M26x1,5		16	22	30	12	32
NP20	M30x1,5		20	26	30	12	36
NP25	M38x1,5		25	33	35	14	46
NP32	M45x1,5		32	40	36	14	55

REDUKTOR TIPA
ADAPTERS TYPE

VT-G10 H10

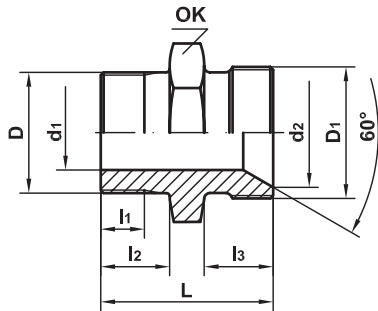


ŠIFRA CODE	thread		d ₁	d ₂	L	l ₁	l ₂	l ₃	hex
	D	D ₁							OK
FIS 8154 NP4	M10x1	M12x1,5	4	9	23	5,5	8	10	14
NP6	M12x1,5	M14x1,5	8	11	25	6,5	10	10	17
NP8	M14x1,5	M16x1,5	8	13	25	6,5	10	10	19
NP10	M16x1,5	M18x1,5	10	15	25	6,5	10	10	22
NP13	M18x1,5	M22x1,5	13	19	27	6,5	10	12	27
NP16	M22x1,5	M26x1,5	16	22	30	8,5	12	12	32
NP20	M26x1,5	M30x1,5	20	26	30	8,5	12	12	36
NP25	M30x1,5	M38x1,5	25	33	32	8,5	12	14	46
NP32	M38x1,5	M45x1,5	32	40	35	8,5	14	14	55

REDUKTORI I SPOJNICE ADAPTERS AND COUPLING

REDUKTOR TIPA
ADAPTERS TYPE

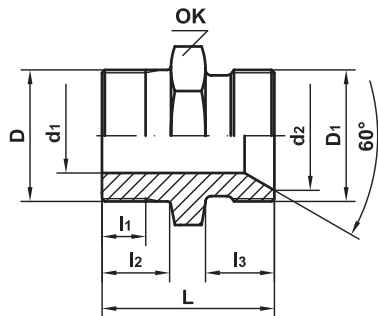
VT-G20 H10



ŠIFRA CODE	thread		d ₁	d ₂	L	l ₁	l ₂	l ₃	hex	
	D	D ₁							OK	
FIS 8155 NP4	G1/8	M12x1,5	4	9	23	5,3	8	10	14	
NP6	G1/8	M14x1,5	6	11	23	5,3	8	10	17	
NP8	G1/4	M16x1,5	8	13	25	6,5	10	10	19	
NP10	G3/8	M18x1,5	10	15	25	6,5	10	10	22	
NP13	G1/2	M22x1,5	13	19	30	7,6	12	12	27	
NP16	G5/8	M26x1,5	16	22	30	7,6	12	12	32	
NP20	G3/4	M30x1,5	20	26	30	7,6	12	12	36	
NP25	G1	M38x1,5	25	33	35	8,7	14	14	46	
NP32	G1 1/4	M45x1,5	32	40	35	8,7	14	14	55	

REDUKTOR TIPA
ADAPTERS TYPE

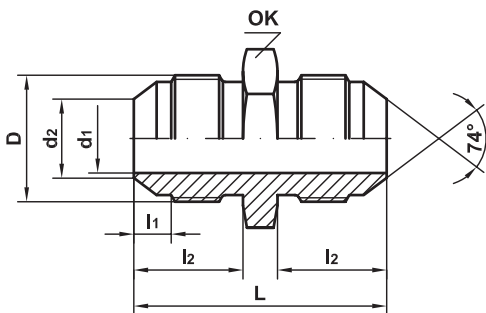
VT-G20 H10



ŠIFRA CODE	thread		d ₁	d ₂	L	l ₁	l ₂	l ₃	hex	
	D	D ₁							OK	
FIS 8156 NP4	G1/4	M12x1,5	4	9	25	6,5	10	10	17	
NP6	G1/4	M14x1,5	6	11	25	6,5	10	10	17	
NP8	G3/8	M16x1,5	8	13	25	6,5	10	10	19	
NP10	G1/2	M18x1,5	10	15	27	7,6	12	10	22	
NP13	G5/8	M22x1,5	13	19	30	7,6	12	12	27	
NP16	G3/4	M26x1,5	16	22	30	7,6	12	12	32	
NP20	G1	M30x1,5	20	26	32	8,7	14	12	36	
NP25	G1 1/4	M38x1,5	25	33	35	8,7	14	14	46	
NP32	G1 1/2	M45x1,5	32	40	35	8,7	14	14	55	

SPOJNICA TIPA
COUPLING TYPE

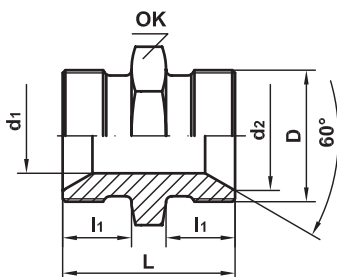
VT-K10 K10



ŠIFRA CODE	thread		d ₁	d ₂	L	l ₁	l ₂	hex	
	D							OK	
FIS 8157 NP4	M12x1,5		3,5	4,6	33	4,5	14	14	
NP6	M14x1,5		5,5	6,8	34	4,5	14,5	17	
NP8	M16x1,5		7	8,5	36	5	15,5	19	
NP10	M18x1,5		9	10,5	39	5,5	17	22	
NP13	M22x1,5		12	13,7	44	6,5	19	27	
NP16	M27x2		14,5	17,4	50	8	22	32	
NP20	M33x2		18	23	52	8	23	41	
NP25	M39x2		23	28	57	9	25	46	
NP32	M48x2		28	35	64	10	28	55	

SPOJNICA TIPA
COUPLING TYPE

VT-H40 H40

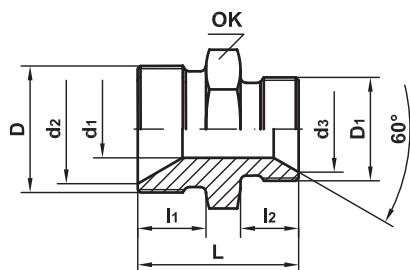


ŠIFRA CODE	thread		d ₁	d ₂	L	l ₁	hex	
	D						OK	
FIS 8158 NP4	G1/4		4	9	25	10	17	
NP6	G1/4		6	11	25	10	17	
NP8	G3/8		8	13	25	10	22	
NP10	G1/2		10	15	30	12	24	
NP13	G5/8		13	19	30	12	27	
NP16	G3/4		16	22	30	12	32	
NP20	G1		20	26	34	14	36	
NP25	G1 1/4		25	33	35	14	46	
NP32	G1 1/2		32	40	40	16	55	

REDUKTORI I SPOJNICE ADAPTERS AND COUPLING

REDUKTOR TIPA
ADAPTERS TYPE

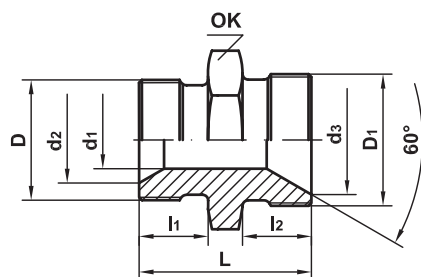
VT-H10 H10



ŠIFRA CODE	thread		d ₁	d ₂	d ₃	L	l ₁	l ₂	hex
	D	D ₁							OK
FIS 8159 NP4	M12x1,5	M10x1,5	3	9	8	25	10	10	14
NP6	M14x1,5	M12x1,5	4	11	9	25	10	10	17
NP8	M16x1,5	M14x1,5	6	13	11	25	10	10	19
NP10	M18x1,5	M16x1,5	8	15	13	25	10	10	22
NP13	M22x1,5	M18x1,5	10	19	15	28	10	12	24
NP16	M26x1,5	M22x1,5	13	22	19	30	12	12	27
NP20	M30x1,5	M26x1,5	16	26	22	30	12	12	32
NP25	M38x1,5	M30x1,5	20	33	26	34	12	14	41
NP32	M45x1,5	M38x1,5	25	40	33	36	14	14	46

REDUKTOR TIPA
ADAPTERS TYPE

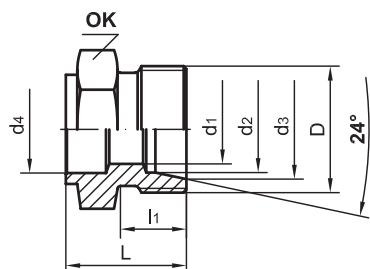
VT-H40 H40



ŠIFRA CODE	thread		d ₁	d ₂	d ₃	L	l ₁	l ₂	hex
	D	D ₁							OK
FIS 8160 NP4	G1/8	G1/4	3	8	9	25	10	10	17
NP6	G1/8	G1/4	3	8	11	25	10	10	17
NP8	G1/4	G3/8	6	11	13	25	10	10	22
NP10	G3/8	G1/2	8	13	15	28	10	12	24
NP13	G1/2	G5/8	10	15	19	30	12	12	27
NP16	G5/8	G3/4	13	19	22	30	12	12	32
NP20	G3/4	G1	16	22	26	32	12	14	36
NP25	G1	G1 1/4	20	26	33	36	14	14	46
NP32	G1 1/4	G1 1/2	25	33	40	38	14	16	55

PRIKLJUČAK CEVNI NAVOJNI TIPA
METRIC PARALLEL MALE CEL

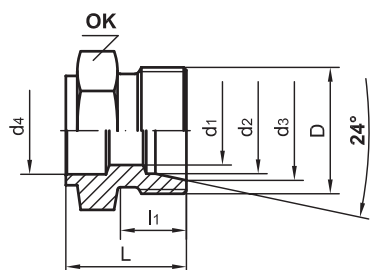
VT-J10



ŠIFRA CODE	thread		d ₁	d ₂	d ₃	d ₄	L	l ₁	hex
	D								OK
FIS 8190 NP4	M12x1,5		4	6	8,1	6,2	17,8	10	14
NP6	M14x1,5		6	8	10,1	7,2	18	10	17
NP8	M16x1,5		7	10	12,3	9,2	19	11	17
NP10	M18x1,5		9	12	14,3	10,9	20	11	19
NP13	M22x1,5		12	15	17,3	15,2	21	12	24
NP16	M26x1,5		15	18	20,3	18,2	22	12	27
NP20	M30x2		19	22	24,3	20,2	26,5	14	32
NP25	M38x2		25	28	30,3	28,2	28,5	14	41
NP32	M45x2		31	35	38	35,2	32,5	16	50

PRIKLJUČAK CEVNI NAVOJNI TIPA
METRIC PARALLEL MALE CES

VT-J20



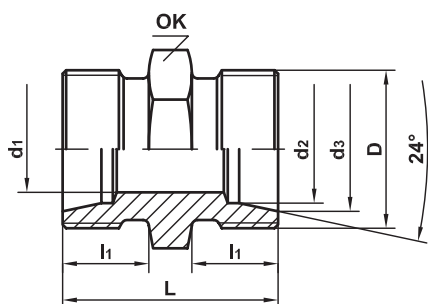
ŠIFRA CODE	thread		d ₁	d ₂	d ₃	d ₄	L	l ₁	hex
	D								OK
FIS 8191 NP4	M14x1,5		4	8	10,1	6,2	19,7	12	17
NP6	M18x1,5		6	10	12,3	7,2	20	12	19
NP8	M20x1,5		7	12	14,3	9,2	20	12	22
NP10	M22x1,5		9	14	16,3	10,9	23	14	24
NP13	M24x1,5		12	16	18,3	15,2	23	14	27
NP16	M30x2		15	20	22,9	18,2	26	16	32
NP20	M36x2		19	25	27,9	20,2	30,5	18	41
NP25	M42x2		25	30	33	28,2	34,5	20	46
NP32	M52x2		31	38	41	35,2	38,5	22	55

REDUKTORI I SPOJNICE ADAPTERS AND COUPLING

SPOJNICA TIPA COUPLING TYPE

VT-J10 J10

za zaptivni konus od 24° laki red DIN 3902
for conical sealing of 24° light series DIN3902

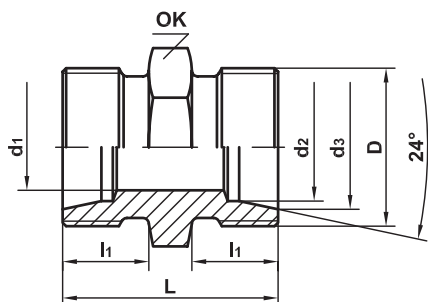


ŠIFRA CODE	thread			hex			
	D	d ₁	d ₂	d ₃	L	h ₁	OK
FIS 8161 NP4	M12x1,5	4	6	8,1	24	10	12
NP6	M14x1,5	6	8	10,1	25	10	14
NP8	M16x1,5	8	10	12,3	27	11	17
NP10	M18x1,5	10	12	14,3	28	11	19
NP13	M22x1,5	12	15	17,3	30	12	24
NP16	M26x1,5	15	18	20,3	31	12	27
NP20	M30x2	19	22	24,3	35	14	32
NP25	M38x2	24	28	30,3	36	14	41
NP32	M45x2	30	35	38	41	16	46

SPOJNICA TIPA COUPLING TYPE

VT-J20 J20

za zaptivni konus od 24° teški red DIN 3902
for conical sealing of 24° heavy series DIN3902

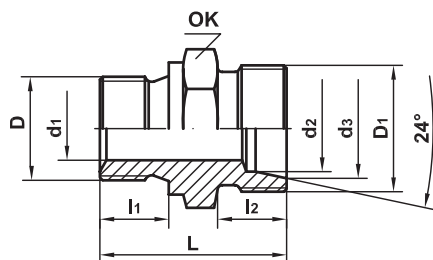


ŠIFRA CODE	thread			hex			
	D	d ₁	d ₂	d ₃	L	h ₁	OK
FIS 8161 NP4	M16x1,5	5	8	10,1	32	12	17
NP6	M18x1,5	7	10	12,3	32	12	19
NP8	M20x1,5	8	12	14,3	34	12	22
NP10	M22x1,5	10	14	16,3	38	14	24
NP13	M24x1,5	12	16	18,3	38	14	27
NP16	M30x2	16	20	22,3	44	16	32
NP20	M36x2	20	25	27,9	50	18	41
NP25	M42x2	24	30	33	56	20	46
NP32	M52x2	30	38	41	62	22	55

REDUKTOR TIPA ADAPTERS TYPE

VT-G30 J10

za zaptivni konus od 24° laki red DIN 3901
for conical sealing of 24° light series DIN3901

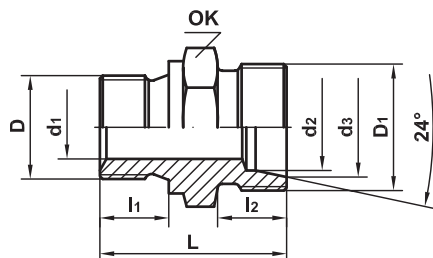


ŠIFRA CODE	thread		hex						
	D	D ₁	d ₁	d ₂	d ₃	L	h ₁	h ₂	OK
FIS 8162 NP4	M10x1	M12x1,5	4	6	8,1	23,5	8	10	14
NP6	M12x1,5	M14x1,5	6	8	10,1	29	12	10	17
NP8	M14x1,5	M16x1,5	7	10	12,3	30	12	11	19
NP10	M16x1,5	M18x1,5	9	12	14,3	31,5	12	11	22
NP13	M18x1,5	M22x1,5	11	15	17,3	32,5	12	12	24
NP16	M22x1,5	M26x1,5	14	18	20,3	36	14	12	27
NP20	M26x1,5	M30x2	18	22	24,3	40	16	14	32
NP25	M33x2	M36x2	23	28	30,3	43	18	14	41
NP32	M42x2	M45x2	30	35	38	48	20	16	50

REDUKTOR TIPA ADAPTERS TYPE

VT-G30 J20

za zaptivni konus od 24° teški red DIN 3901
for conical sealing of 24° heavy series DIN3901



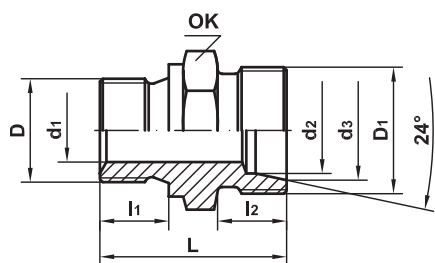
ŠIFRA CODE	thread		hex						
	D	D ₁	d ₁	d ₂	d ₃	L	h ₁	h ₂	OK
FIS 8162 NP4	M14x1,5	M16x1,5	5	8	10,1	34	12	12	19
NP6	M16x1,5	M18x1,5	7	10	12,3	34,5	12	12	22
NP8	M18x1,5	M20x1,5	8	12	14,3	36,5	12	12	24
NP10	M20x1,5	M22x1,5	10	14	16,3	41	14	14	27
NP13	M22x1,5	M24x1,5	12	16	18,3	41	14	14	27
NP16	M27x2	M30x2	16	20	22,9	47	16	16	32
NP20	M33x2	M36x2	20	25	27,9	53	18	18	41
NP25	M42x2	M42x2	24	30	33	57	20	20	50
NP32	M48x2	M52x2	30	38	41	64	22	22	55

REDUKTORI I SPOJNICE ADAPTERS AND COUPLING

REDUKTOR TIPA ADAPTERS TYPE

VT-G50 J10

za zaptivni konus od 24° laki red DIN 3901
for conical sealing of 24° light series DIN3901

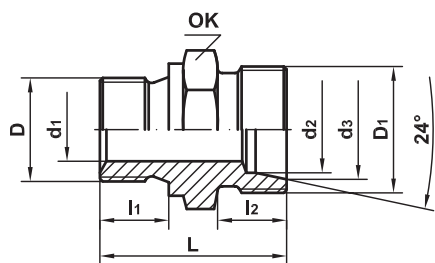


ŠIFRA CODE	thread		d ₁	d ₂	d ₃	L	l ₁	l ₂	hex
	D	D ₁							OK
FIS 8163 NP4	G1/8	M12x1,5	4	6	8,1	23,5	8	10	14
NP6	G1/4	M14x1,5	6	8	10,1	29	12	10	19
NP8	G1/4	M16x1,5	7	10	12,3	30	12	11	19
NP10	G3/8	M18x1,5	9	12	14,3	31,5	12	11	22
NP13	G1/2	M22x1,5	11	15	17,3	32,5	14	12	27
NP16	G1/2	M26x1,5	14	18	20,3	36	14	12	27
NP20	G3/4	M30x2	18	22	24,3	40	16	14	32
NP25	G1	M36x2	23	28	30,3	43	18	14	41
NP32	G1 1/4	M45x2	30	35	38	48	20	16	50

REDUKTOR TIPA ADAPTERS TYPE

VT-G50 J20

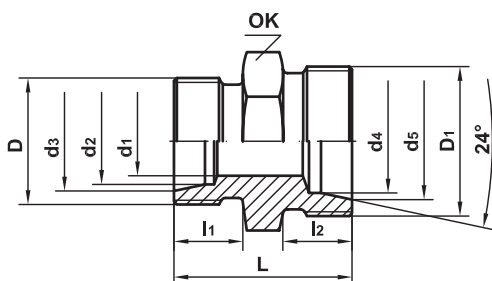
za zaptivni konus od 24° teški red DIN 3901
for conical sealing of 24° heavy series DIN3901



ŠIFRA CODE	thread		d ₁	d ₂	d ₃	L	l ₁	l ₂	hex
	D	D ₁							OK
FIS 8163 NP4	G1/4	M16x1,5	5	8	10,1	34	12	12	19
NP6	G3/8	M18x1,5	7	10	12,3	34,5	12	12	22
NP8	G3/8	M20x1,5	8	12	14,3	36,5	12	12	22
NP10	G1/2	M22x1,5	10	14	16,3	41	14	14	27
NP13	G1/2	M24x1,5	12	16	18,3	41	14	14	27
NP16	G3/4	M30x2	16	20	22,9	47	16	16	32
NP20	G1	M36x2	20	25	27,9	53	18	18	41
NP25	G1 1/4	M42x2	24	30	33	57	20	20	50
NP32	G1 1/2	M52x2	30	38	41	64	22	22	55

REDUKTOR TIPA ADAPTERS TYPE

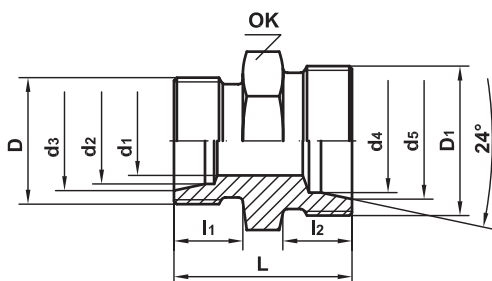
VT-J10 J10



ŠIFRA CODE	thread		d ₁	d ₂	d ₃	d ₄	d ₅	L	l ₁	l ₂	hex
	D	D ₁									OK
FIS 8164 NP4	M12x1,5	M14x1,5	4	6	8,1	8	10,1	25	10	10	14
NP6	M14x1,5	M16x1,5	6	8	10,1	10	12,3	27	10	11	17
NP8	M16x1,5	M18x1,5	8	10	12,3	12	14,3	28	11	11	19
NP10	M18x1,5	M22x1,5	10	12	14,3	15	17,3	30	11	12	24
NP13	M22x1,5	M26x1,5	12	15	17,3	18	20,3	31	12	12	27
NP16	M26x1,5	M30x2	15	18	20,3	22	24,3	34	12	14	32
NP20	M30x2	M36x2	19	22	24,3	28	30,3	36	14	14	41
NP25	M36x2	M45x2	24	28	30,3	35	38	40	14	16	46
NP32	M45x2	M52x2	31	35	38	42	45	42	16	16	55

REDUKTOR TIPA ADAPTERS TYPE

VT-J10 J10



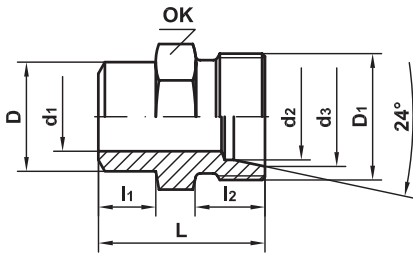
ŠIFRA CODE	thread		d ₁	d ₂	d ₃	d ₄	d ₅	L	l ₁	l ₂	hex
	D	D ₁									OK
FIS 8165 NP4	M12x1,5	M16x1,5	4	6	8,1	10	12,3	27	10	11	17
NP6	M14x1,5	M18x1,5	6	8	10,1	12	14,3	28	10	11	19
NP8	M16x1,5	M22x1,5	8	10	12,3	15	17,3	30	11	12	24
NP10	M18x1,5	M26x1,5	10	12	14,3	18	20,3	31	11	12	27
NP13	M22x1,5	M30x2	12	15	17,3	22	24,3	35	12	14	32
NP16	M26x1,5	M36x2	15	18	20,3	28	30,3	36	12	14	41
NP20	M30x2	M45x2	19	22	24,3	53	38	41	14	16	46
NP25	M36x2	M52x2	22	28	30,3	42	45	43	14	16	55

REDUKTORI I SPOJNICE ADAPTERS AND COUPLING

SPOJNICA TIPA COUPLING TYPE

VT-J10

za zaptivni konus od 24° laki red DIN 3902
for conical sealing of 24° light series DIN3902

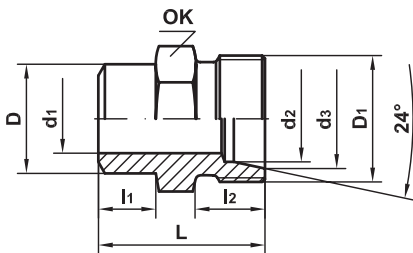


ŠIFRA CODE	D	thread			hex				
		D ₁	d ₁	d ₂	d ₃	L	l ₁	l ₂	OK
FIS 8166 NP4	10	M12x1,5	4	6	8,1	21	7	10	12
NP6	12	M14x1,5	6	8	10,1	23	8	10	14
NP8	14	M16x1,5	8	10	12,3	25	8	11	17
NP10	16	M18x1,5	10	12	14,3	25	8	11	19
NP13	19	M22x1,5	12	15	17,3	29	10	12	22
NP16	22	M26x1,5	15	18	20,3	31	10	12	27
NP20	27	M30x2	19	22	24,3	36	12	14	32
NP25	32	M36x2	24	28	30,3	38	12	14	41
NP32	40	M45x2	30	35	38	43	14	16	46

SPOJNICA TIPA COUPLING TYPE

VT-J20

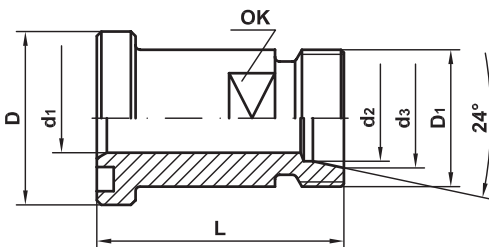
za zaptivni konus od 24° teški red DIN 3902
for conical sealing of 24° heavy series DIN3902



ŠIFRA CODE	D	thread			hex				
		D ₁	d ₁	d ₂	d ₃	L	l ₁	l ₂	OK
FIS 8166 NP4	13	M16x1,5	5	8	10,1	28	8	12	17
NP6	15	M18x1,5	7	10	12,3	30	8	12	19
NP8	17	M20x1,5	8	12	14,3	32	10	12	22
NP10	19	M22x1,5	10	14	16,3	35	10	14	24
NP13	21	M24x1,5	12	16	18,3	35	10	14	27
NP16	26	M30x2	16	20	22,9	40	12	16	32
NP20	31	M36x2	20	25	27,9	44	12	18	41
NP25	36	M42x2	24	30	33	56	14	20	46
NP32	44	M52x2	30	38	41	62	14	22	55

REDUKTOR TIPA ADAPTERS TYPE

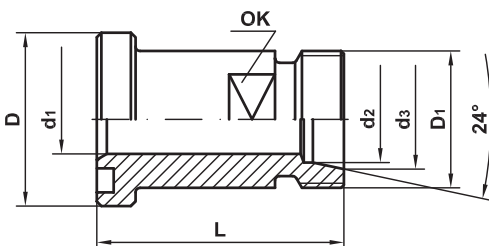
VT-P10 J10



ŠIFRA CODE	flange D	thread D ₁					hex	
			d ₁	d ₂	d ₃	L	OK	α°
FIS 8324 NP13	30,175	M22x1,5	12	15	17,3	43	19	24
NP20	38,100	M30x2	19	22	24,3	51	27	24
NP25	44,450	M36x2	24	28	30,3	53	32	24
NP32	50,800	M45x2	30	35	38	57	36	24
NP40	60,325	M52x2	36	42	45	60,5	46	24
NP50	71,425	M65x2	45	50,2	57	65	55	60

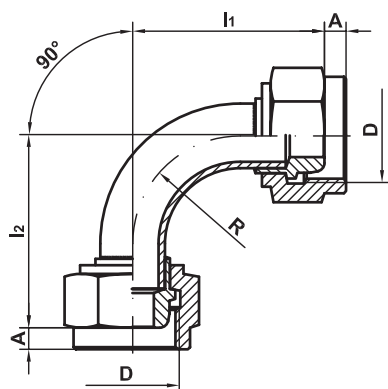
REDUKTOR TIPA ADAPTERS TYPE

VT-P20 J10



ŠIFRA CODE	flange D	thread D ₁					hex	
			d ₁	d ₂	d ₃	L	OK	α°
FIS 8325 NP13	31,750	M22x1,5	12	15	17,3	45	19	24
NP20	41,275	M30x2	19	22	24,3	58,5	27	24
NP25	47,625	M36x2	24	28	30,3	62	32	24
NP32	53,975	M45x2	30	35	38	64	36	24
NP40	63,500	M52x2	36	42	45	67	46	24
NP50	79,375	M65x2	45	50,2	57	70	55	60

REDUKTORI I SPOJNICE ADAPTERS AND COUPLING



FIS 8860

90°

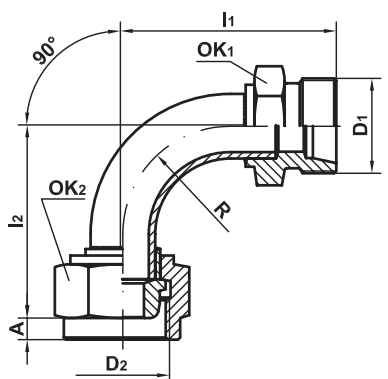
135°

FIS 8861

POVIJENA SPOJNICA TIPA
45° & 90° SWEEP ELBOW COUPLING TYPE

VT-A60 A61 (90°)
VT-A60 A63 (135°)

ŠIFRA CODE	thread D	A	R	hex OK	FIS 8860		FIS 8861	
					=90°		=135°	
					l1	l2	l1	l2
FIS 8860, 8861 NP4	M12x1,5	3	10	17	28	28	37,3	15,6
NP6	M14x1,5	3	10	19	34	34	41,5	17,5
NP8	M16x1,5	3	16	22	38	38	44,9	18,6
NP10	M18x1,5	3	20	22	43,5	43,5	48,3	20,5
NP13	M22x1,5	5	25	27	45	45	51,4	21,5
NP16	M26x1,5	5	25	32	49,5	49,5	54,5	22,6
NP20	M30x1,5	5	30	36	62	62	64,4	27,3
FIS 8861 NP25	M38x1,5	7	40	46	74	74	75,3	31,6
NP32	M45x1,5	7	50	55	84	84	82,4	34,6



FIS 8862

90°

135°

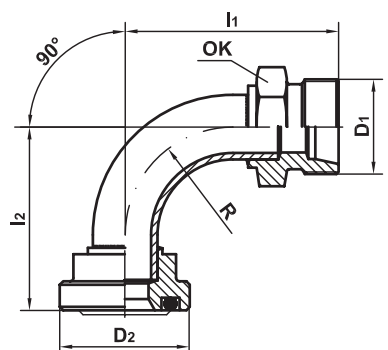
FIS 8863

POVIJENA SPOJNICA TIPA
45° & 90° SWEEP ELBOW
COUPLING TYPE

≤ NP16
≥ NP20

VT-A60 J11 (90°)
VT-A80 J11 (135°)

ŠIFRA CODE	thread D1=D2	A	R	hex OK1	hex OK2	FIS 8862		FIS 8863	
						=90°		=135°	
						l1	l2	l1	l2
FIS 8862, 8863 NP4	M12x1,5	3	10	14	17	30,8	28	40,6	15,6
NP6	M14x1,5	3	10	17	19	37	34	45	17,5
NP8	M16x1,5	3	16	17	22	41,5	38	48,4	18,6
NP10	M18x1,5	3	20	19	22	47,5	43,5	53,3	20,5
NP13	M22x1,5	5	25	24	27	49,5	45	56,4	21,5
NP16	M26x1,5	5	25	27	32	55	49,5	60	22,6
NP20	M30x2	5	30	32	36	69,5	62	73,4	27,3
NP25	M36x2	7	40	41	46	82,5	74	84,8	31,6
NP32	M45x2	7	50	50	55	96,5	84	95,9	34,6



FIS 8864

90°

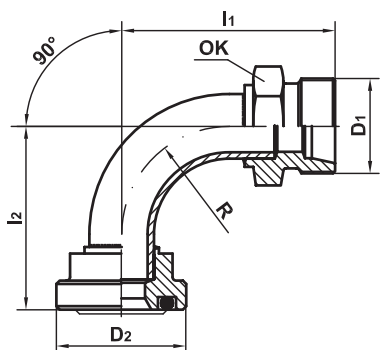
135°

FIS 8865

POVIJENA SPOJNICA TIPA
45° & 90° SWEEP ELBOW COUPLING TYPE

VT-J10 P11 (90°)
VT-J10 P13 (135°)

ŠIFRA CODE	thread D1	D2	R	hex OK	FIS 8864		FIS 8865	
					=90°		=135°	
					l1	l2	l1	l2
FIS 8864, 8865 NP13	M22x1,5	30,750	25	24	49,5	42,5	24,6	55
NP20	M30x2	38,100	40	32	69,5	58	32,6	69,2
NP25	M36x2	44,450	50	41	82,5	68	36,3	79
NP32	M45x2	50,800	60	50	96,5	78	43,4	90,2
NP40	M52x2	60,325	80	55	117	103	104	58
NP50	M65x2	71,425	-	-	-	122	-	-



FIS 8866

90°

135°

FIS 8867

POVIJENA SPOJNICA TIPA
45° & 90° SWEEP ELBOW COUPLING TYPE

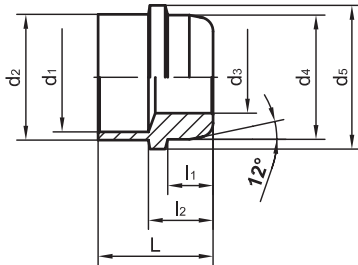
VT-J10 P21 (90°)
VT-J10 P23 (135°)

ŠIFRA CODE	thread D1	D2	R	hex OK	FIS 8866		FIS 8867	
					=90°		=135°	
					l1	l2	l1	l2
FIS 8866, 8867 NP13	M22x1,5	31,750	25	24	49,5	44	24,6	56,5
NP20	M30x2	41,275	40	32	69,5	62	32,6	73,1
NP25	M36x2	47,625	50	41	82,5	74	36,3	84,9
NP32	M45x2	53,975	60	50	96,5	90	43,4	102,2
NP40	M52x2	63,500	80	55	117	116	104	58
NP50	M65x2	79,375	-	-	-	143	-	-

REDUKTORI I SPOJNICE ADAPTERS AND COUPLING

PRIKLJUČAK LOPTASTI KRATKI TIPA
SHORT METRIC BALL TYPE

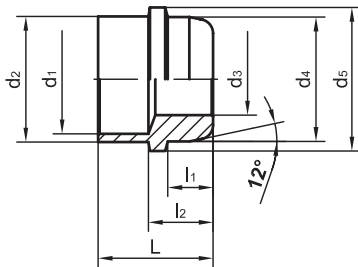
VT-A60



ŠIFRA CODE	d ₁	d ₂	d ₃	d ₄	d ₅	L	l ₁	l ₂
FIS 8360 NP4	6,2	8	3	7,9	10	14,5	6,3	8,5
NP6	7,2	9,5	4	9,8	12	14,5	6,3	8,5
NP8	9,2	11,5	5,5	12,1	14	15,5	6,3	9
NP10	10,9	13,5	7	14,3	16	16	6,3	9
NP13	15,2	17,5	10	17,3	20	16	6,3	9
NP16	18,2	21	13	20,3	24	16,5	6,3	9,5
NP20	20,2	24	15,5	24,3	27,5	17,5	6,3	9,5
NP25	28,2	31	21,5	30,3	33,5	19	6,3	10
NP32	35,3	38	28	38	42,5	19	6,3	10

PRIKLJUČAK LOPTASTI KRATKI TIPA
SHORT METRIC BALL TYPE

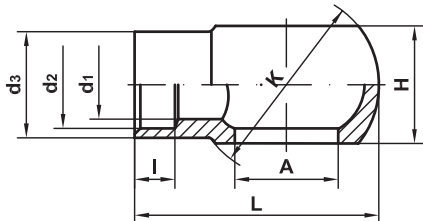
VT-A70



ŠIFRA CODE	d ₁	d ₂	d ₃	d ₄	d ₅	L	l ₁	l ₂
FIS 8361 NP4	6,2	8	3	9,8	12	15	6,3	8,5
NP6	7,2	9,5	4	12,1	16	14,5	6,3	8,5
NP8	9,2	11,5	5,5	14,3	16	15,5	6,3	9
NP10	10,9	13,5	7	16,3	18	16	6,3	9
NP13	15,2	18,5	10	18,3	22	16	6,3	9
NP16	18,2	23	13	22,9	27	16,5	6,3	9,5
NP20	20,2	27	15,5	27,9	32	17,5	6,3	9,5
NP25	28,2	33	21,5	33	38	19	6,3	10
NP32	35,3	41	28	41	48	19	6,3	10

PRIKLJUČAK OKASTI TIPA
METRIC BANJO TYPE

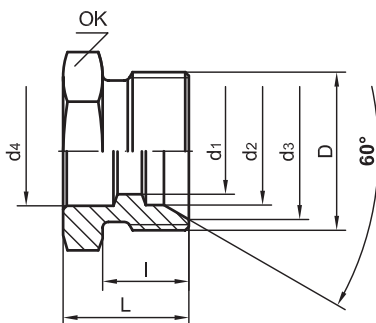
VT-B10



ŠIFRA CODE	d ₁	d ₂	d ₃	L	l ₁	A	K	H
FIS 8116 NP4	4	6,2	8,5	25,5	5	10	17	10
NP6	6	7,2	10,5	29	5	12	20	12
NP8	7	9,2	12,5	33,5	6	14	24	14
NP10	9	10,9	14,5	37,5	6	16	28	16
NP13	12	15,2	18	42,5	7	18	32	20
NP16	15	18,2	21	49,5	7	22	39	25
NP20	19	20,2	25	56	7	26	46	30
NP25	25	28,2	32	67	10	30	54	36
NP32	31	35,3	39	79,5	10	38	67	44

PRIKLJUČAK NAVOJNI LOPTASTI TIPA
METRIC PARALLEL MALE

VT-H10



ŠIFRA CODE	D	d ₁	d ₂	d ₃	d ₄	L	I	hex OK
FIS 8117 NP4	M12x1,5	4	6	9	6,2	15	10	12
NP6	M14x1,5	6	8	11	7,2	15	10	14
NP8	M16x1,5	7	10	13	9,2	15,5	10	17
NP10	M18x1,5	9	12	15	10,9	15,5	10	19
NP13	M22x1,5	12	15	19	15,2	17,5	12	24
NP16	M26x1,5	15	18	22	18,2	18	12	27
NP20	M30x1,5	19	22	26	20,2	18	12	32
NP25	M38x1,5	25	28	33	28,2	22	14	41
NP32	M45x1,5	31	35	40	35,2	22	14	46